

Robust Multiple Regression Report

Dataset C:\Users\Dr_Ia\Desktop\BHTotalDataSaleDateAvValues313jan2023.NCSS

Dependent sale_price

Warning: At least one value was reset to 0.0 because it was less than the NCSS machine zero of 1E-20. To change the machine zero, choose File > System Options (or Report Options) from the menu and select the Constants tab.

Warning: Variable(Dummy_2010) has been zeroed out. Remove it to prevent errors!

Run Summary Report

Item	Value	Rows	Value
Dependent Variable	sale_price	Number Processed	1816
Number Ind. Variables	10	Number Used in Estimation	1638
Weight Variable	None	Number Filtered Out	0
Robust Method	Huber's Method	Number with X's Missing	178
Tuning Constant	1.345	Number with Weight Missing	0
MAD Scale Factor	0.6745	Number with Y Missing	0
		Sum of Robust Weights	1500.030
Run Information	Value		
Iterations	13		
Max % Change in any Coef	0.001		
R ² after Robust Weighting	0.4157		
S using MAD	46650.31		
S using MSE	50226.03		
Completion Status	Warnings Issued		

Descriptive Statistics

Variable	Count	Mean	Standard Deviation	Minimum	Maximum
DistanceMM	1638	2072.645	690.958	436.31536	4579.691054
Dummy_2000	1638	0.548	0.476	0	1
Dummy_2005	1638	0.346	0.455	0	1
Dummy_2010	1638	0.107	0.295	0	1
Dummy_2015	1638	0.156	0.348	0	1
Dummy_2019	1638	0.154	0.346	0	1
House_Floor_area_sqm	1638	117.500	28.583	0	309
Bedrooms	1638	2.876	0.720	1	5
Bathrooms	1638	1.131	0.357	1	5
Car_Spaces	1638	1.631	0.855	1	5
sale_price	1638	90781.746	65507.604	3500	1200000

Robust Multiple Regression Report

Dataset C:\Users\Dr_la\Desktop\BHTotalDataSaleDateAvValues313jan2023.NCSS

Dependent sale_price

Warning: At least one value was reset to 0.0 because it was less than the NCSS machine zero of 1E-20. To change the machine zero, choose File > System Options (or Report Options) from the menu and select the Constants tab.

Warning: Variable(Dummy_2010) has been zeroed out. Remove it to prevent errors!

Robust Iterations - Coefficients

Robust Iteration	Max Percent Change in Coefficients	Percentiles of Absolute Residuals			
		25th	50th	75th	100th
0		15706.252	34272.329	65380.986	1045575.340
1	100.000	14746.875	33458.627	63733.919	1060242.005
2	9.775	14408.626	33029.691	63063.804	1065274.012
3	4.819	14384.173	32539.943	62686.029	1067102.442
4	2.529	14279.011	32512.876	62510.102	1067779.076
5	946.488	14263.473	32593.146	62445.488	1068035.561
6	140.910	14253.790	32558.219	62351.556	1068143.403
7	0.232	14254.896	32532.079	62371.267	1068182.596
8	278.518	14255.845	32518.563	62383.164	1068196.880
9	16340.582	14256.608	32514.083	62387.429	1068201.729
10	210.802	14256.921	32512.589	62388.938	1068203.372
11	495.961	14257.029	32512.085	62389.464	1068203.932
12	0.002	14257.064	32511.912	62389.644	1068204.124
13	0.001	14257.075	32511.852	62389.705	1068204.190

Robust Iterations - Residuals

Robust Iteration	Max Percent Change in Coefficients	Percentiles of Absolute Residuals			
		25th	50th	75th	100th
0		15706.252	34272.329	65380.986	1045575.340
1	100.000	14746.875	33458.627	63733.919	1060242.005
2	9.775	14408.626	33029.691	63063.804	1065274.012
3	4.819	14384.173	32539.943	62686.029	1067102.442
4	2.529	14279.011	32512.876	62510.102	1067779.076
5	946.488	14263.473	32593.146	62445.488	1068035.561
6	140.910	14253.790	32558.219	62351.556	1068143.403
7	0.232	14254.896	32532.079	62371.267	1068182.596
8	278.518	14255.845	32518.563	62383.164	1068196.880
9	16340.582	14256.608	32514.083	62387.429	1068201.729
10	210.802	14256.921	32512.589	62388.938	1068203.372
11	495.961	14257.029	32512.085	62389.464	1068203.932
12	0.002	14257.064	32511.912	62389.644	1068204.124
13	0.001	14257.075	32511.852	62389.705	1068204.190

Robust Multiple Regression Report

Dataset C:\Users\Dr_Ia\Desktop\BHTotalDataSaleDateAvValues313jan2023.NCSS

Dependent sale_price

Warning: At least one value was reset to 0.0 because it was less than the NCSS machine zero of 1E-20. To change the machine zero, choose File > System Options (or Report Options) from the menu and select the Constants tab.

Warning: Variable(Dummy_2010) has been zeroed out. Remove it to prevent errors!

Regression Coefficients T-Tests Assuming Fixed Weights

Independent Variable	Regression Coefficient b(i)	Standard Error Sb(i)	Standard-ized Coefficient	T-Statistic to Test H0: $\beta(i)=0$	Prob Level	Reject H0 at 5%?
Intercept	-26818.60394	8074.739218	0.0000	-3.321	0.0009	Yes
DistanceMM	13.16711	1.837195	0.1389	7.167	0.0000	Yes
Dummy_2000	-75285.44669	4800.098238	-0.5474	-15.684	0.0000	Yes
Dummy_2005	-45146.73853	4552.056759	-0.3137	-9.918	0.0000	Yes
Dummy_2010	0.00000	0.000000	0.0000	0.000	1.0000	No
Dummy_2015	74410.84383	4244.381200	0.3948	17.532	0.0000	Yes
Dummy_2019	89989.94759	4246.548438	0.4750	21.191	0.0000	Yes
House_Floor_area_sqm	373.63937	45.264678	0.1630	8.255	0.0000	Yes
Bedrooms	14963.39243	1911.185540	0.1646	7.829	0.0000	Yes
Bathrooms	14724.40820	3769.684124	0.0803	3.906	0.0001	Yes
Car_Spaces	11049.56938	1532.155957	0.1443	7.212	0.0000	Yes

Regression Coefficients T-Tests Assuming Random Weights

Independent Variable	Regression Coefficient b(i)	Standard Error Sb(i)	Standard-ized Coefficient	T-Statistic to Test H0: $\beta(i)=0$	Prob Level	Reject H0 at 5%?
Intercept	-26818.60394	74651427450.902400	0.0000	0.000	1.0000	No
DistanceMM	13.16711	1.896990	0.1389	6.941	0.0000	Yes
Dummy_2000	-75285.44669	74651427450.902100	-0.5474	0.000	1.0000	No
Dummy_2005	-45146.73853	74651427450.902100	-0.3137	0.000	1.0000	No
Dummy_2010	0.00000	74651427450.902000	0.0000	0.000	1.0000	No
Dummy_2015	74410.84383	4445.563752	0.3948	16.738	0.0000	Yes
Dummy_2019	89989.94759	4355.710028	0.4750	20.660	0.0000	Yes
House_Floor_area_sqm	373.63937	45.588830	0.1630	8.196	0.0000	Yes
Bedrooms	14963.39243	2003.355610	0.1646	7.469	0.0000	Yes
Bathrooms	14724.40820	3728.835213	0.0803	3.949	0.0001	Yes
Car_Spaces	11049.56938	1578.038521	0.1443	7.002	0.0000	Yes

Robust Multiple Regression Report

Dataset C:\Users\Dr_Ia\Desktop\BHTotalDataSaleDateAvValues313jan2023.NCSS

Dependent sale_price

Warning: At least one value was reset to 0.0 because it was less than the NCSS machine zero of 1E-20. To change the machine zero, choose File > System Options (or Report Options) from the menu and select the Constants tab.

Warning: Variable(Dummy_2010) has been zeroed out. Remove it to prevent errors!

Regression Coefficients Confidence Intervals Assuming Fixed Weights

Independent Variable	Regression Coefficient b(i)	Standard Error Sb(i)	Lower 95% Conf. Limit of $\beta(i)$	Upper 95% Conf. Limit of $\beta(i)$
Intercept	-26818.60394	8074.739218	-42644.80199	-10992.40589
DistanceMM	13.16711	1.837195	9.56627	16.76794
Dummy_2000	-75285.44669	4800.098238	-84693.46636	-65877.42702
Dummy_2005	-45146.73853	4552.056759	-54068.60583	-36224.87122
Dummy_2010	0.00000	0.000000		
Dummy_2015	74410.84383	4244.381200	66092.00954	82729.67812
Dummy_2019	89989.94759	4246.548438	81666.86559	98313.02959
House_Floor_area_sqm	373.63937	45.264678	284.92223	462.35651
Bedrooms	14963.39243	1911.185540	11217.53760	18709.24725
Bathrooms	14724.40820	3769.684124	7335.96309	22112.85332
Car_Spaces	11049.56938	1532.155957	8046.59888	14052.53987

Note: The T-Value used to calculate these confidence limits was 1.960.

Regression Coefficients Confidence Intervals Assuming Random Weights

Independent Variable	Regression Coefficient b(i)	Standard Error Sb(i)	Lower 95% Conf. Limit of $\beta(i)$	Upper 95% Conf. Limit of $\beta(i)$
Intercept	-26818.60394	74651427450.902400	-146314136020.70000	146314082383.49200
DistanceMM	13.16711	1.896990	9.44907	16.88514
Dummy_2000	-75285.44669	74651427450.902100	-146314184487.54200	146314033916.64900
Dummy_2005	-45146.73853	74651427450.902100	-146314154348.83400	146314064055.35700
Dummy_2010	0.00000	74651427450.902000		
Dummy_2015	74410.84383	4445.563752	65697.69898	83123.98867
Dummy_2019	89989.94759	4355.710028	81452.91281	98526.98237
House_Floor_area_sqm	373.63937	45.588830	284.28690	462.99183
Bedrooms	14963.39243	2003.355610	11036.88758	18889.89727
Bathrooms	14724.40820	3728.835213	7416.02548	22032.79093
Car_Spaces	11049.56938	1578.038521	7956.67071	14142.46804

Note: The T-Value used to calculate these confidence limits was 1.960.

Robust Multiple Regression Report

Dataset C:\Users\Dr_Ia\Desktop\BHTotalDataSaleDateAvValues313jan2023.NCSS

Dependent sale_price

Warning: At least one value was reset to 0.0 because it was less than the NCSS machine zero of 1E-20. To change the machine zero, choose File > System Options (or Report Options) from the menu and select the Constants tab.

Warning: Variable(Dummy_2010) has been zeroed out. Remove it to prevent errors!

Estimated Equation

sale_price =
 -26818.6039393261 + 13.1671056483369 * DistanceMM - 75285.4466878042 * Dummy_2000 -
 45146.7385279732 * Dummy_2005 + 0 * Dummy_2010 + 74410.8438277202 * Dummy_2015 +
 89989.9475912647 * Dummy_2019 + 373.639367881101 * House_Floor_area_sqm + 14963.3924257443 *
 Bedrooms + 14724.4082036864 * Bathrooms + 11049.5693761706 * Car_Spaces

Analysis of Variance

Source	DF	R ²	Sum of Squares	Mean Square	F-Ratio	Prob Level
Intercept	1		12362235241317.40	12362235241317.40		
Model	10	0.4157	2920412003627.14	292041200362.71	115.767	0.0000
Error	1627	0.5843	4104358000772.95	2522653964.83		
Total(Adjusted)	1637	1.0000	7024770004400.09	4291246184.73		

PRESS Report

Parameter	From PRESS Residuals	From Regular Residuals
Sum of Squared Residuals	9545171266557.03	4104358000772.95
Sum of Residuals	78677033.01	78236855.29
R ²	0.0000	0.4157

Normality Tests

Test Name	Test Statistic to Test H0: Normal	Prob Level	Reject H0 at 20%?
Shapiro Wilk	0.793	0.0000	Yes
Anderson Darling	50.672	0.0000	Yes
D'Agostino Skewness	30.921	0.0000	Yes
D'Agostino Kurtosis	22.584	0.0000	Yes
D'Agostino Omnibus	1466.159	0.0000	Yes

Robust Multiple Regression Report

Dataset C:\Users\Dr_Ia\Desktop\BHTotalDataSaleDateAvValues313jan2023.NCSS

Dependent sale_price

Warning: At least one value was reset to 0.0 because it was less than the NCSS machine zero of 1E-20. To change the machine zero, choose File > System Options (or Report Options) from the menu and select the Constants tab.

Warning: Variable(Dummy_2010) has been zeroed out. Remove it to prevent errors!

Serial Correlation of Residuals

Lag	Serial Correlation	Lag	Serial Correlation	Lag	Serial Correlation
1	0.0942	9	0.0091	17	0.0690
2	0.0289	10	-0.0136	18	0.0438
3	-0.0057	11	-0.0264	19	0.0078
4	0.0490	12	-0.0101	20	0.0339
5	0.0337	13	0.0115	21	0.0237
6	0.0081	14	-0.0086	22	0.0656
7	-0.0150	15	-0.0077	23	0.0409
8	-0.0171	16	0.0426	24	0.0116

Above serial correlations are significant if their absolute values are greater than 0.0494.

Durbin-Watson Test For Serial Correlation

Parameter	Test Statistic to Test H0: $\rho(1) = 0$?	Reject H0 at 20%?
Durbin-Watson Value	1.812	
Prob. Level: Positive Serial Correlation	0.0000	Yes
Prob. Level: Negative Serial Correlation	0.0000	Yes

Robust Multiple Regression Report

Dataset C:\Users\Dr_Ia\Desktop\BHTotalDataSaleDateAvValues313jan2023.NCSS

Dependent sale_price

Warning: At least one value was reset to 0.0 because it was less than the NCSS machine zero of 1E-20. To change the machine zero, choose File > System Options (or Report Options) from the menu and select the Constants tab.

Warning: Variable(Dummy_2010) has been zeroed out. Remove it to prevent errors!

R² Report

Independent Variable (IV)	Total R ² for this IV and IV's Above	Increase in R ² if this IV Included with IV's Above	Decrease in R ² if this IV was Removed	R ² if this IV was Fit Alone	Partial R ² if Adjusted for All Other IV's
DistanceMM	0.0443	0.0443	0.0184	0.0443	0.0306
Dummy_2000	0.0462	0.0019	0.0883	0.0020	0.1313
Dummy_2005	0.0799	0.0337	0.0353	0.0201	0.0570
Dummy_2010	0.0000	0.0000	0.0000	0.0214	0.0000
Dummy_2015	0.1198	0.0399	0.1104	0.0419	0.1589
Dummy_2019	0.2916	0.1718	0.1613	0.0869	0.2163
House_Floor_area_sqm	0.3409	0.0494	0.0245	0.0615	0.0402
Bedrooms	0.3876	0.0467	0.0220	0.0902	0.0363
Bathrooms	0.3971	0.0095	0.0055	0.0465	0.0093
Car_Spaces	0.4157	0.0187	0.0187	0.0711	0.0310

Variable Omission Report

Independent Variable	R ² When I.V. Omitted	MSE When I.V. Omitted	Mallow's Cp When I.V. Omitted	H0: $\beta(i)=0$ Prob Level	R ² of Regress. of This I.V. on Other I.V.'s
Full Model	0.4157	2522653964.83			
DistanceMM	0.3973	2600697140.94	60.365	0.0000	0.0437
Dummy_2000	0.3274	2902280023.53	254.992	0.0000	0.7052
Dummy_2005	0.3804	2673523984.46	107.364	0.0000	0.6410
Dummy_2010	0.4157	2521104423.08	9.000	1.0000	
Dummy_2015	0.3054	2997367568.64	316.357	0.0000	0.2918
Dummy_2019	0.2545	3216960004.09	458.072	0.0000	0.2852
House_Floor_area_sqm	0.3913	2626686371.01	77.138	0.0000	0.0794
Bedrooms	0.3937	2616090010.08	70.299	0.0000	0.1872
Bathrooms	0.4103	2544745598.09	24.257	0.0001	0.1504
Car_Spaces	0.3971	2601695700.43	61.010	0.0000	0.1028

Robust Multiple Regression Report

Dataset C:\Users\Dr_la\Desktop\BHTotalDataSaleDateAvValues313jan2023.NCSS

Dependent sale_price

Warning: At least one value was reset to 0.0 because it was less than the NCSS machine zero of 1E-20. To change the machine zero, choose File > System Options (or Report Options) from the menu and select the Constants tab.

Warning: Variable(Dummy_2010) has been zeroed out. Remove it to prevent errors!

Sum of Squares and Correlations

Independent Variable	Sequential Sum of Squares	Incremental Sum of Squares	Last Sum of Squares	Simple Correlation	Partial Correlation
DistanceMM	311230058458.19	311230058458.19	129576944673.85	0.2105	0.1749
Dummy_2000	324539528970.26	13309470512.08	620553877532.45	0.0448	-0.3624
Dummy_2005	561387784115.07	236848255144.80	248139045933.83	-0.1417	-0.2388
Dummy_2010	0.00	0.00	0.00	0.1462	0.0000
Dummy_2015	841507781034.70	280119996919.64	775356400977.81	0.2048	0.3986
Dummy_2019	2048119637713.40	1206611856678.70	1132852885892.47	0.2948	0.4651
House_Floor_area_sqm	2394848770359.19	346729132645.79	171887411227.83	0.2481	0.2005
Bedrooms	2722562880723.54	327714110364.35	154636535640.81	0.3004	0.1905
Bathrooms	2789209404101.98	66646523378.44	38487832911.37	0.2156	0.0964
Car_Spaces	2920412003627.14	131202599525.16	131202599525.16	0.2666	0.1760

Sequential Models Report

Independent Variable	Included R ²	Included F-Ratio	Included Prob Level	Omitted R ²	Omitted F-Ratio	Omitted Prob Level
DistanceMM	0.0443	75.843	0.0000	0.3714	114.922	0.0000
Dummy_2000	0.0462	39.597	0.0000	0.3695	128.628	0.0000
Dummy_2005	0.0799	47.308	0.0000	0.3358	133.591	0.0000
Dummy_2010	0.0000	0.000	1.0000	0.4157	192.946	0.0000
Dummy_2015	0.1198	44.421	0.0000	0.2959	164.819	0.0000
Dummy_2019	0.2916	111.872	0.0000	0.1242	86.446	0.0000
House_Floor_area_sqm	0.3409	120.446	0.0000	0.0748	69.446	0.0000
Bedrooms	0.3876	128.860	0.0000	0.0282	39.214	0.0000
Bathrooms	0.3971	119.119	0.0000	0.0187	52.010	0.0000
Car_Spaces	0.4157	115.767	0.0000	0.0000		

Notes

1. INCLUDED variables are those listed from current row up (includes current row).
2. OMITTED variables are those listed below (but not including) this row.

Robust Multiple Regression Report

Dataset C:\Users\Dr_Ia\Desktop\BHTotalDataSaleDateAvValues313jan2023.NCSS

Dependent sale_price

Warning: At least one value was reset to 0.0 because it was less than the NCSS machine zero of 1E-20. To change the machine zero, choose File > System Options (or Report Options) from the menu and select the Constants tab.

Warning: Variable(Dummy_2010) has been zeroed out. Remove it to prevent errors!

Multicollinearity Report

Independent Variable	Variance Inflation Factor	R ² Versus Other I.V.'s	Tolerance	Diagonal of X'X Inverse
DistanceMM	1.0457	0.0437	0.9563	1.33799011537781E-09
Dummy_2000	3.3920	0.7052	0.2948	0.00913361222641918
Dummy_2005	2.7855	0.6410	0.3590	0.00821405592192333
Dummy_2010	0.0000			0
Dummy_2015	1.4120	0.2918	0.7082	0.00714119812794559
Dummy_2019	1.3991	0.2852	0.7148	0.00714849277282704
House_Floor_area_sqm	1.0862	0.0794	0.9206	8.1219663635256E-07
Bedrooms	1.2304	0.1872	0.8128	0.00144793151216801
Bathrooms	1.1771	0.1504	0.8496	0.00563316197739848
Car_Spaces	1.1146	0.1028	0.8972	0.000930568325937761

Robust Residuals and Weights

Row	Actual sale_price	Predicted sale_price	Residual	Absolute Percent Error	Robust Weight
1	17000.000	9449.987	7550.013	44.412	1.0000
2	130000.000	44139.324	85860.676	66.047	0.7308
3	155000.000	63092.439	91907.561	59.295	0.6827
4	72500.000	43369.814	29130.186	40.180	1.0000
5	135000.000	85381.506	49618.494	36.754	1.0000
6	18000.000	5427.590	12572.410	69.847	1.0000
7	22000.000	30255.426	-8255.426	37.525	1.0000
8	17000.000	25557.512	-8557.512	50.338	1.0000
9	55000.000	-8819.283	63819.283	116.035	0.9832
10	19500.000	23075.060	-3575.060	18.334	1.0000
11	35000.000	80079.353	-45079.353	128.798	1.0000
12	30000.000	54413.992	-24413.992	81.380	1.0000
13	92000.000	43537.926	48462.074	52.676	1.0000
14	45000.000	76508.595	-31508.595	70.019	1.0000
15	50000.000	79022.068	-29022.068	58.044	1.0000
16	11750.000	11493.153	256.847	2.186	1.0000
17	22000.000	36343.475	-14343.475	65.198	1.0000
18	55000.000	15728.860	39271.140	71.402	1.0000
19	40000.000	56103.027	-16103.027	40.258	1.0000
20	22000.000	-12094.020	34094.020	154.973	1.0000
21	45000.000	50424.875	-5424.875	12.055	1.0000
22	10000.000	172625.275	-162625.275	1626.253	0.3858
23	40000.000	43456.721	-3456.721	8.642	1.0000

Robust Multiple Regression Report

Dataset C:\Users\Dr_Ia\Desktop\BHTotalDataSaleDateAvValues313jan2023.NCSS

Dependent sale_price

Warning: At least one value was reset to 0.0 because it was less than the NCSS machine zero of 1E-20. To change the machine zero, choose File > System Options (or Report Options) from the menu and select the Constants tab.

Warning: Variable(Dummy_2010) has been zeroed out. Remove it to prevent errors!

Robust Residuals and Weights (Continued)

Row	Actual sale_price	Predicted sale_price	Residual	Absolute Percent Error	Robust Weight
24	20000.000	-8188.520	28188.520	140.943	1.0000
25	44000.000	39261.581	4738.419	10.769	1.0000
26	10000.000	32374.146	-22374.146	223.741	1.0000
27	32300.000	42532.256	-10232.256	31.679	1.0000
28	39000.000	43048.384	-4048.384	10.380	1.0000
29	41500.000	37013.602	4486.398	10.811	1.0000
30	100000.000	36386.681	63613.319	63.613	0.9863
31	40000.000	37113.174	2886.826	7.217	1.0000
32	18000.000	13513.248	4486.752	24.926	1.0000
33	25000.000	37225.611	-12225.611	48.902	1.0000
34	73000.000	35367.681	37632.319	51.551	1.0000
35	90000.000	34225.570	55774.430	61.972	1.0000
36	60000.000	30319.864	29680.136	49.467	1.0000
37	10000.000	41839.218	-31839.218	318.392	1.0000
38	39000.000	43855.238	-4855.238	12.449	1.0000
39	36000.000	44164.065	-8164.065	22.678	1.0000
40	38000.000	47495.739	-9495.739	24.989	1.0000
41	14000.000	-5255.052	19255.052	137.536	1.0000
42	75000.000	60390.432	14609.568	19.479	1.0000
43	105000.000	46862.940	58137.060	55.369	1.0000
44	145000.000	-1289.033	146289.033	100.889	0.4289
45	76000.000	87543.626	-11543.626	15.189	1.0000
46	23000.000	38737.784	-15737.784	68.425	1.0000
47	30000.000	64577.418	-34577.418	115.258	1.0000
48	63000.000	86887.468	-23887.468	37.917	1.0000
49	49000.000	67037.726	-18037.726	36.812	1.0000
50	16500.000	51531.072	-35031.072	212.310	1.0000
51	25000.000	23460.412	1539.588	6.158	1.0000
52	12000.000	29723.100	-17723.100	147.693	1.0000
53	7000.000	100365.473	-93365.473	1333.792	0.6720
54	8500.000	-3997.265	12497.265	147.027	1.0000
55	30500.000	65946.016	-35446.016	116.216	1.0000
56	42000.000	43124.744	-1124.744	2.678	1.0000
57	19500.000	54087.210	-34587.210	177.370	1.0000
58	8500.000	661.568	7838.432	92.217	1.0000
59	12000.000	45267.193	-33267.193	277.227	1.0000
60	28000.000	48497.510	-20497.510	73.205	1.0000
61	24000.000	45877.368	-21877.368	91.156	1.0000
62	20000.000	17108.701	2891.299	14.456	1.0000
63	35000.000	65447.937	-30447.937	86.994	1.0000
64	12000.000	5053.288	6946.712	57.889	1.0000
65	57000.000	63733.087	-6733.087	11.812	1.0000
66	17000.000	59785.111	-42785.111	251.677	1.0000

Robust Multiple Regression Report

Dataset C:\Users\Dr_Ia\Desktop\BHTotalDataSaleDateAvValues313jan2023.NCSS

Dependent sale_price

Warning: At least one value was reset to 0.0 because it was less than the NCSS machine zero of 1E-20. To change the machine zero, choose File > System Options (or Report Options) from the menu and select the Constants tab.

Warning: Variable(Dummy_2010) has been zeroed out. Remove it to prevent errors!

Robust Residuals and Weights (Continued)

Row	Actual sale_price	Predicted sale_price	Residual	Absolute Percent Error	Robust Weight
67	50000.000	72923.264	-22923.264	45.847	1.0000
68	44000.000	61182.717	-17182.717	39.052	1.0000
69	34000.000	71913.858	-37913.858	111.511	1.0000
70	20000.000	-11671.162	31671.162	158.356	1.0000
71	30000.000	43592.272	-13592.272	45.308	1.0000
72	17500.000	18305.511	-805.511	4.603	1.0000
73	6000.000	85667.334	-79667.334	1327.789	0.7876
74	23000.000	78997.034	-55997.034	243.465	1.0000
75	26000.000	75708.134	-49708.134	191.185	1.0000
76	54350.000	55616.868	-1266.868	2.331	1.0000
77	74000.000	34733.651	39266.349	53.063	1.0000
78	112000.000	77677.368	34322.632	30.645	1.0000
79	27500.000	40238.837	-12738.837	46.323	1.0000
80	49000.000	49895.917	-895.917	1.828	1.0000
81	40000.000	15346.421	24653.579	61.634	1.0000
82	83000.000	55987.134	27012.866	32.546	1.0000
83	35000.000	42164.516	-7164.516	20.470	1.0000
84	124000.000	73310.956	50689.044	40.878	1.0000
85	14000.000	18275.351	-4275.351	30.538	1.0000
86	15000.000	54303.814	-39303.814	262.025	1.0000
87	15000.000	5179.277	9820.723	65.471	1.0000
88	52000.000	40166.374	11833.626	22.757	1.0000
89	23000.000	17630.466	5369.534	23.346	1.0000
90	7000.000	-12356.027	19356.027	276.515	1.0000
91	32000.000	1072.117	30927.883	96.650	1.0000
92	14500.000	1051.219	13448.781	92.750	1.0000
93	7000.000	4582.703	2417.297	34.533	1.0000
94	37000.000	19678.119	17321.881	46.816	1.0000
95	23000.000	5788.196	17211.804	74.834	1.0000
96	22000.000	27772.541	-5772.541	26.239	1.0000
97	28000.000	27772.541	227.459	0.812	1.0000
98	62500.000	27600.999	34899.001	55.838	1.0000
99	18000.000	31671.136	-13671.136	75.951	1.0000
100	22500.000	31218.378	-8718.378	38.748	1.0000
101	7000.000	-994.169	7994.169	114.202	1.0000
102	9000.000	30942.222	-21942.222	243.802	1.0000
103	24000.000	12160.311	11839.689	49.332	1.0000
106	10000.000	1268.959	8731.041	87.310	1.0000
107	59700.000	31754.144	27945.856	46.810	1.0000
108	43000.000	30604.628	12395.372	28.826	1.0000
109	115000.000	109567.542	5432.458	4.724	1.0000
110	18000.000	-2048.759	20048.759	111.382	1.0000
111	60000.000	40096.000	19904.000	33.173	1.0000

Robust Multiple Regression Report

Dataset C:\Users\Dr_la\Desktop\BHTotalDataSaleDateAvValues313jan2023.NCSS

Dependent sale_price

Warning: At least one value was reset to 0.0 because it was less than the NCSS machine zero of 1E-20. To change the machine zero, choose File > System Options (or Report Options) from the menu and select the Constants tab.

Warning: Variable(Dummy_2010) has been zeroed out. Remove it to prevent errors!

Robust Residuals and Weights (Continued)

Row	Actual sale_price	Predicted sale_price	Residual	Absolute Percent Error	Robust Weight
113	180000.000	54659.922	125340.078	69.633	0.5006
114	180000.000	192395.128	-12395.128	6.886	1.0000
115	80000.000	65642.389	14357.611	17.947	1.0000
116	58000.000	51264.341	6735.659	11.613	1.0000
117	85000.000	83497.114	1502.886	1.768	1.0000
118	75000.000	63398.333	11601.667	15.469	1.0000
119	87000.000	60478.161	26521.839	30.485	1.0000
120	46000.000	147339.671	-101339.671	220.304	0.6192
121	45000.000	64220.612	-19220.612	42.712	1.0000
122	25000.000	47238.057	-22238.057	88.952	1.0000
123	26000.000	47238.057	-21238.057	81.685	1.0000
124	54000.000	56007.010	-2007.010	3.717	1.0000
125	11000.000	53696.527	-42696.527	388.150	1.0000
126	54500.000	89438.227	-34938.227	64.107	1.0000
127	145000.000	146928.291	-1928.291	1.330	1.0000
128	95000.000	122141.870	-27141.870	28.570	1.0000
129	140000.000	121834.880	18165.120	12.975	1.0000
130	130000.000	51711.380	78288.620	60.222	0.8015
131	112000.000	84109.130	27890.870	24.903	1.0000
133	30000.000	15789.659	14210.341	47.368	1.0000
134	35000.000	60461.334	-25461.334	72.747	1.0000
135	50000.000	83413.421	-33413.421	66.827	1.0000
136	87000.000	32986.540	54013.460	62.084	1.0000
137	16000.000	107942.133	-91942.133	574.638	0.6824
138	32000.000	94870.764	-62870.764	196.471	0.9980
139	24000.000	91844.448	-67844.448	282.685	0.9248
140	32000.000	90194.464	-58194.464	181.858	1.0000
142	10000.000	27875.636	-17875.636	178.756	1.0000
143	40000.000	33139.707	6860.293	17.151	1.0000
144	83500.000	27747.519	55752.481	66.769	1.0000
145	47000.000	39073.278	7926.722	16.865	1.0000
146	20000.000	47598.209	-27598.209	137.991	1.0000
147	30000.000	55009.117	-25009.117	83.364	1.0000
148	11500.000	55977.919	-44477.919	386.765	1.0000
149	25000.000	30088.777	-5088.777	20.355	1.0000
151	40000.000	70756.586	-30756.586	76.891	1.0000
152	31500.000	17946.559	13553.441	43.027	1.0000
153	5000.000	599.497	4400.503	88.010	1.0000
154	66000.000	26500.412	39499.588	59.848	1.0000
155	30000.000	36477.249	-6477.249	21.591	1.0000
157	97000.000	55519.548	41480.452	42.763	1.0000
158	20000.000	62902.971	-42902.971	214.515	1.0000
160	30000.000	25744.765	4255.235	14.184	1.0000

Robust Multiple Regression Report

Dataset C:\Users\Dr_la\Desktop\BHTotalDataSaleDateAvValues313jan2023.NCSS

Dependent sale_price

Warning: At least one value was reset to 0.0 because it was less than the NCSS machine zero of 1E-20. To change the machine zero, choose File > System Options (or Report Options) from the menu and select the Constants tab.

Warning: Variable(Dummy_2010) has been zeroed out. Remove it to prevent errors!

Robust Residuals and Weights (Continued)

Row	Actual sale_price	Predicted sale_price	Residual	Absolute Percent Error	Robust Weight
161	50000.000	14402.179	35597.821	71.196	1.0000
163	95000.000	58039.355	36960.645	38.906	1.0000
164	44000.000	17065.546	26934.454	61.215	1.0000
165	34000.000	-8202.302	42202.302	124.124	1.0000
166	87000.000	76625.396	10374.604	11.925	1.0000
167	50000.000	40164.308	9835.692	19.671	1.0000
168	12000.000	43038.784	-31038.784	258.657	1.0000
170	26500.000	26209.715	290.285	1.095	1.0000
171	67000.000	82420.308	-15420.308	23.015	1.0000
172	28000.000	30015.820	-2015.820	7.199	1.0000
173	20000.000	-2038.301	22038.301	110.192	1.0000
174	13000.000	24716.610	-11716.610	90.128	1.0000
175	13000.000	-5290.860	18290.860	140.699	1.0000
176	25000.000	26720.055	-1720.055	6.880	1.0000
177	14000.000	48516.159	-34516.159	246.544	1.0000
178	10000.000	23600.839	-13600.839	136.008	1.0000
179	10000.000	27268.700	-17268.700	172.687	1.0000
180	17000.000	24753.859	-7753.859	45.611	1.0000
181	95000.000	78737.716	16262.284	17.118	1.0000
182	79400.000	51925.002	27474.998	34.603	1.0000
184	62000.000	16727.982	45272.018	73.019	1.0000
185	63000.000	45582.206	17417.794	27.647	1.0000
186	50000.000	25869.693	24130.307	48.261	1.0000
187	70000.000	75857.310	-5857.310	8.368	1.0000
188	139000.000	43194.042	95805.958	68.925	0.6549
189	24000.000	30642.945	-6642.945	27.679	1.0000
190	39500.000	63041.731	-23541.731	59.599	1.0000
191	52000.000	86626.231	-34626.231	66.589	1.0000
192	25000.000	74045.024	-49045.024	196.180	1.0000
193	4000.000	23688.538	-19688.538	492.213	1.0000
195	55000.000	17698.266	37301.734	67.821	1.0000
196	95000.000	59250.422	35749.578	37.631	1.0000
198	8000.000	46516.613	-38516.613	481.458	1.0000
199	35000.000	27063.941	7936.059	22.674	1.0000
200	33000.000	28928.208	4071.792	12.339	1.0000
201	14500.000	45840.542	-31340.542	216.142	1.0000
202	18000.000	47878.164	-29878.164	165.990	1.0000
203	30000.000	49221.486	-19221.486	64.072	1.0000
204	30000.000	44368.736	-14368.736	47.896	1.0000
205	29000.000	8510.169	20489.831	70.655	1.0000
206	10000.000	10853.655	-853.655	8.537	1.0000
207	25000.000	54718.962	-29718.962	118.876	1.0000
208	16000.000	21429.295	-5429.295	33.933	1.0000

Robust Multiple Regression Report

Dataset C:\Users\Dr_Ia\Desktop\BHTotalDataSaleDateAvValues313jan2023.NCSS

Dependent sale_price

Warning: At least one value was reset to 0.0 because it was less than the NCSS machine zero of 1E-20. To change the machine zero, choose File > System Options (or Report Options) from the menu and select the Constants tab.

Warning: Variable(Dummy_2010) has been zeroed out. Remove it to prevent errors!

Robust Residuals and Weights (Continued)

Row	Actual sale_price	Predicted sale_price	Residual	Absolute Percent Error	Robust Weight
210	55000.000	53359.995	1640.005	2.982	1.0000
211	37000.000	50372.533	-13372.533	36.142	1.0000
212	65000.000	37100.501	27899.499	42.922	1.0000
214	23000.000	47998.228	-24998.228	108.688	1.0000
215	10000.000	31286.851	-21286.851	212.869	1.0000
216	9200.000	4187.787	5012.213	54.481	1.0000
217	18000.000	41459.251	-23459.251	130.329	1.0000
218	48000.000	72770.729	-24770.729	51.606	1.0000
219	45000.000	86334.053	-41334.053	91.853	1.0000
220	105000.000	96563.901	8436.099	8.034	1.0000
221	55000.000	44633.643	10366.357	18.848	1.0000
222	38000.000	44375.459	-6375.459	16.778	1.0000
227	54000.000	50215.298	3784.702	7.009	1.0000
228	35000.000	12471.898	22528.102	64.366	1.0000
229	95000.000	62226.061	32773.939	34.499	1.0000
230	29000.000	-223.823	29223.823	100.772	1.0000
231	22000.000	32165.037	-10165.037	46.205	1.0000
232	87000.000	35019.786	51980.214	59.747	1.0000
233	11000.000	45678.050	-34678.050	315.255	1.0000
234	34000.000	19881.955	14118.045	41.524	1.0000
236	100000.000	43769.518	56230.482	56.230	1.0000
237	35000.000	53999.900	-18999.900	54.285	1.0000
238	25000.000	39705.236	-14705.236	58.821	1.0000
239	30000.000	60063.857	-30063.857	100.213	1.0000
240	65000.000	35111.320	29888.680	45.983	1.0000
241	145000.000	90573.762	54426.238	37.535	1.0000
242	28000.000	65622.278	-37622.278	134.365	1.0000
243	40000.000	64612.093	-24612.093	61.530	1.0000
244	55000.000	66569.807	-11569.807	21.036	1.0000
245	75000.000	46488.771	28511.229	38.015	1.0000
246	52000.000	47563.124	4436.876	8.532	1.0000
247	102500.000	62498.769	40001.231	39.026	1.0000
248	8455.000	114488.383	-106033.383	1254.091	0.5917
249	40000.000	44975.682	-4975.682	12.439	1.0000
250	11000.000	18938.172	-7938.172	72.165	1.0000
251	19000.000	25632.447	-6632.447	34.908	1.0000
252	20000.000	49035.455	-29035.455	145.177	1.0000
253	18000.000	63484.846	-45484.846	252.694	1.0000
254	21000.000	24944.738	-3944.738	18.784	1.0000
255	17000.000	9745.840	7254.160	42.672	1.0000
256	25000.000	25530.746	-530.746	2.123	1.0000
257	10000.000	855.591	9144.409	91.444	1.0000
258	19000.000	37788.007	-18788.007	98.884	1.0000

Robust Multiple Regression Report

Dataset C:\Users\Dr_Ia\Desktop\BHTotalDataSaleDateAvValues313jan2023.NCSS

Dependent sale_price

Warning: At least one value was reset to 0.0 because it was less than the NCSS machine zero of 1E-20. To change the machine zero, choose File > System Options (or Report Options) from the menu and select the Constants tab.

Warning: Variable(Dummy_2010) has been zeroed out. Remove it to prevent errors!

Robust Residuals and Weights (Continued)

Row	Actual sale_price	Predicted sale_price	Residual	Absolute Percent Error	Robust Weight
259	35000.000	23279.512	11720.488	33.487	1.0000
260	21775.000	42520.015	-20745.015	95.270	1.0000
261	10000.000	29264.557	-19264.557	192.646	1.0000
262	78000.000	21895.887	56104.113	71.928	1.0000
263	14000.000	10393.988	3606.012	25.757	1.0000
264	38000.000	48838.842	-10838.842	28.523	1.0000
266	40000.000	34945.057	5054.943	12.637	1.0000
267	22000.000	35219.903	-13219.903	60.090	1.0000
268	49000.000	39918.762	9081.238	18.533	1.0000
269	125000.000	83538.965	41461.035	33.169	1.0000
270	49000.000	97648.196	-48648.196	99.282	1.0000
271	75000.000	49678.411	25321.589	33.762	1.0000
272	55000.000	51512.078	3487.922	6.342	1.0000
273	27500.000	38946.680	-11446.680	41.624	1.0000
274	47000.000	51810.748	-4810.748	10.236	1.0000
275	39500.000	83962.686	-44462.686	112.564	1.0000
276	43000.000	36348.810	6651.190	15.468	1.0000
278	35000.000	14929.344	20070.656	57.345	1.0000
279	15000.000	19269.016	-4269.016	28.460	1.0000
280	25000.000	21561.330	3438.670	13.755	1.0000
281	35000.000	33782.459	1217.541	3.479	1.0000
282	36000.000	65537.661	-29537.661	82.049	1.0000
283	17000.000	25641.819	-8641.819	50.834	1.0000
284	25000.000	64465.298	-39465.298	157.861	1.0000
285	15000.000	73493.084	-58493.084	389.954	1.0000
286	20000.000	32473.031	-12473.031	62.365	1.0000
287	26000.000	38408.899	-12408.899	47.727	1.0000
288	32000.000	20985.144	11014.856	34.421	1.0000
289	14000.000	-18130.671	32130.671	229.505	1.0000
290	42000.000	51820.568	-9820.568	23.382	1.0000
291	53000.000	69379.649	-16379.649	30.905	1.0000
292	63000.000	77400.570	-14400.570	22.858	1.0000
293	30000.000	18618.674	11381.326	37.938	1.0000
294	44000.000	47173.443	-3173.443	7.212	1.0000
295	10000.000	45891.324	-35891.324	358.913	1.0000
296	115000.000	75096.833	39903.167	34.698	1.0000
297	39000.000	30335.722	8664.278	22.216	1.0000
298	60000.000	23375.636	36624.364	61.041	1.0000
300	15000.000	4211.528	10788.472	71.923	1.0000
301	28000.000	44779.409	-16779.409	59.926	1.0000
302	24000.000	43769.686	-19769.686	82.374	1.0000
303	21000.000	61793.433	-40793.433	194.254	1.0000
305	24000.000	15117.107	8882.893	37.012	1.0000

Robust Multiple Regression Report

Dataset C:\Users\Dr_Ia\Desktop\BHTotalDataSaleDateAvValues313jan2023.NCSS

Dependent sale_price

Warning: At least one value was reset to 0.0 because it was less than the NCSS machine zero of 1E-20. To change the machine zero, choose File > System Options (or Report Options) from the menu and select the Constants tab.

Warning: Variable(Dummy_2010) has been zeroed out. Remove it to prevent errors!

Robust Residuals and Weights (Continued)

Row	Actual sale_price	Predicted sale_price	Residual	Absolute Percent Error	Robust Weight
306	20000.000	77348.600	-57348.600	286.743	1.0000
307	44000.000	45539.605	-1539.605	3.499	1.0000
309	60000.000	23050.112	36949.888	61.583	1.0000
310	129000.000	69882.557	59117.443	45.827	1.0000
311	32000.000	94129.480	-62129.480	194.155	1.0000
312	19000.000	20703.209	-1703.209	8.964	1.0000
313	21500.000	36316.804	-14816.804	68.915	1.0000
315	127500.000	49197.075	78302.925	61.414	0.8013
316	18000.000	3363.507	14636.493	81.314	1.0000
317	7000.000	17780.275	-10780.275	154.004	1.0000
318	66000.000	80315.335	-14315.335	21.690	1.0000
319	43000.000	2247.058	40752.942	94.774	1.0000
320	7500.000	17210.450	-9710.450	129.473	1.0000
323	85000.000	38811.130	46188.870	54.340	1.0000
324	19000.000	25161.270	-6161.270	32.428	1.0000
325	25000.000	49832.034	-24832.034	99.328	1.0000
326	160000.000	54539.339	105460.661	65.913	0.5950
327	70000.000	51466.305	18533.695	26.477	1.0000
328	48000.000	103145.358	-55145.358	114.886	1.0000
329	6750.000	8065.624	-1315.624	19.491	1.0000
330	86000.000	33873.151	52126.849	60.613	1.0000
331	47000.000	34476.099	12523.901	26.647	1.0000
332	32000.000	45223.118	-13223.118	41.322	1.0000
333	54500.000	85546.101	-31046.101	56.965	1.0000
334	25000.000	18772.706	6227.294	24.909	1.0000
335	20000.000	28250.940	-8250.940	41.255	1.0000
336	59000.000	29197.423	29802.577	50.513	1.0000
337	9000.000	15002.464	-6002.464	66.694	1.0000
338	23000.000	76800.690	-53800.690	233.916	1.0000
339	52000.000	49223.462	2776.538	5.339	1.0000
341	20000.000	81630.189	-61630.189	308.151	1.0000
342	42000.000	75883.577	-33883.577	80.675	1.0000
343	10000.000	43658.544	-33658.544	336.585	1.0000
344	26000.000	24423.035	1576.965	6.065	1.0000
346	15000.000	32338.600	-17338.600	115.591	1.0000
347	18000.000	50198.878	-32198.878	178.883	1.0000
348	42000.000	45276.024	-3276.024	7.800	1.0000
349	87000.000	47278.624	39721.376	45.657	1.0000
350	160000.000	78429.289	81570.711	50.982	0.7692
351	55000.000	96367.273	-41367.273	75.213	1.0000
352	125000.000	108560.295	16439.705	13.152	1.0000
353	114000.000	68706.952	45293.048	39.731	1.0000
354	250000.000	127976.693	122023.307	48.809	0.5142

Robust Multiple Regression Report

Dataset C:\Users\Dr_Ia\Desktop\BHTotalDataSaleDateAvValues313jan2023.NCSS

Dependent sale_price

Warning: At least one value was reset to 0.0 because it was less than the NCSS machine zero of 1E-20. To change the machine zero, choose File > System Options (or Report Options) from the menu and select the Constants tab.

Warning: Variable(Dummy_2010) has been zeroed out. Remove it to prevent errors!

Robust Residuals and Weights (Continued)

Row	Actual sale_price	Predicted sale_price	Residual	Absolute Percent Error	Robust Weight
355	28000.000	71690.937	-43690.937	156.039	1.0000
356	67000.000	22212.421	44787.579	66.847	1.0000
357	10000.000	98511.806	-88511.806	885.118	0.7089
358	110000.000	105730.617	4269.383	3.881	1.0000
359	30000.000	57199.169	-27199.169	90.664	1.0000
360	10000.000	91848.162	-81848.162	818.482	0.7666
361	22000.000	60386.652	-38386.652	174.485	1.0000
362	21000.000	3226.685	17773.315	84.635	1.0000
363	77000.000	37352.542	39647.458	51.490	1.0000
364	35000.000	19116.526	15883.474	45.381	1.0000
365	50000.000	32145.969	17854.031	35.708	1.0000
366	35000.000	11848.955	23151.045	66.146	1.0000
367	33000.000	95923.131	-62923.131	190.676	0.9972
368	105000.000	60254.682	44745.318	42.615	1.0000
369	84000.000	75218.074	8781.926	10.455	1.0000
370	165500.000	37552.218	127947.782	77.310	0.4904
371	33000.000	40680.417	-7680.417	23.274	1.0000
372	50000.000	-4246.921	54246.921	108.494	1.0000
373	93000.000	34232.432	58767.568	63.191	1.0000
374	33000.000	26042.467	6957.533	21.083	1.0000
375	72000.000	21645.746	50354.254	69.936	1.0000
377	35000.000	23288.249	11711.751	33.462	1.0000
378	44500.000	30809.944	13690.056	30.764	1.0000
379	50000.000	48848.391	1151.609	2.303	1.0000
380	14000.000	4511.994	9488.006	67.771	1.0000
381	45000.000	71563.154	-26563.154	59.029	1.0000
382	25000.000	38218.246	-13218.246	52.873	1.0000
383	77000.000	77504.116	-504.116	0.655	1.0000
384	71000.000	49805.525	21194.475	29.851	1.0000
386	180000.000	54891.906	125108.094	69.504	0.5015
387	66500.000	74934.878	-8434.878	12.684	1.0000
388	250000.000	116085.432	133914.568	53.566	0.4685
389	33000.000	105712.850	-72712.850	220.342	0.8629
390	135000.000	74102.588	60897.412	45.109	1.0000
392	25000.000	47415.826	-22415.826	89.663	1.0000
393	85000.000	59317.007	25682.993	30.215	1.0000
394	45000.000	84832.729	-39832.729	88.517	1.0000
396	30000.000	21472.074	8527.926	28.426	1.0000
397	17500.000	29392.092	-11892.092	67.955	1.0000
398	10000.000	36735.506	-26735.506	267.355	1.0000
399	68000.000	71128.517	-3128.517	4.601	1.0000
400	74000.000	80994.725	-6994.725	9.452	1.0000
402	20000.000	49368.888	-29368.888	146.844	1.0000

Robust Multiple Regression Report

Dataset C:\Users\Dr_la\Desktop\BHTotalDataSaleDateAvValues313jan2023.NCSS

Dependent sale_price

Warning: At least one value was reset to 0.0 because it was less than the NCSS machine zero of 1E-20. To change the machine zero, choose File > System Options (or Report Options) from the menu and select the Constants tab.

Warning: Variable(Dummy_2010) has been zeroed out. Remove it to prevent errors!

Robust Residuals and Weights (Continued)

Row	Actual sale_price	Predicted sale_price	Residual	Absolute Percent Error	Robust Weight
404	180000.000	23399.967	156600.033	87.000	0.4007
405	110000.000	41371.282	68628.718	62.390	0.9143
406	82000.000	60147.152	21852.848	26.650	1.0000
407	100000.000	61696.108	38303.892	38.304	1.0000
408	142000.000	67168.984	74831.016	52.698	0.8385
409	46000.000	65771.719	-19771.719	42.982	1.0000
410	83000.000	68896.795	14103.205	16.992	1.0000
411	11300.000	51950.946	-40650.946	359.743	1.0000
412	56000.000	59512.824	-3512.824	6.273	1.0000
414	62000.000	88799.196	-26799.196	43.225	1.0000
415	100000.000	139087.561	-39087.561	39.088	1.0000
416	89000.000	136120.458	-47120.458	52.944	1.0000
417	43500.000	47610.290	-4110.290	9.449	1.0000
418	121000.000	125266.386	-4266.386	3.526	1.0000
419	170000.000	100984.899	69015.101	40.597	0.9091
421	150000.000	82979.000	67021.000	44.681	0.9362
422	32000.000	70949.321	-38949.321	121.717	1.0000
423	98000.000	102240.999	-4240.999	4.328	1.0000
424	66000.000	59342.759	6657.241	10.087	1.0000
425	90000.000	64207.412	25792.588	28.658	1.0000
426	62000.000	63889.524	-1889.524	3.048	1.0000
427	50000.000	60576.029	-10576.029	21.152	1.0000
428	12662.000	45741.774	-33079.774	261.252	1.0000
429	66000.000	49580.686	16419.314	24.878	1.0000
430	98000.000	47038.560	50961.440	52.001	1.0000
431	145000.000	81825.916	63174.084	43.568	0.9932
434	30000.000	52659.112	-22659.112	75.530	1.0000
435	130000.000	66239.990	63760.010	49.046	0.9841
436	150000.000	76427.767	73572.233	49.048	0.8528
437	65000.000	127559.691	-62559.691	96.246	1.0000
439	65000.000	92639.944	-27639.944	42.523	1.0000
440	24000.000	80592.370	-56592.370	235.802	1.0000
441	56000.000	24952.848	31047.152	55.441	1.0000
442	65000.000	18214.744	46785.256	71.977	1.0000
444	57000.000	36605.164	20394.836	35.780	1.0000
445	58000.000	77888.363	-19888.363	34.290	1.0000
446	76000.000	53931.637	22068.363	29.037	1.0000
447	110000.000	100199.909	9800.091	8.909	1.0000
448	49000.000	76071.960	-27071.960	55.249	1.0000
449	67500.000	61440.193	6059.807	8.977	1.0000
450	145000.000	106166.558	38833.442	26.782	1.0000
451	90000.000	57865.822	32134.178	35.705	1.0000
452	109500.000	147571.130	-38071.130	34.768	1.0000

Robust Multiple Regression Report

Dataset C:\Users\Dr_Ia\Desktop\BHTotalDataSaleDateAvValues313jan2023.NCSS

Dependent sale_price

Warning: At least one value was reset to 0.0 because it was less than the NCSS machine zero of 1E-20. To change the machine zero, choose File > System Options (or Report Options) from the menu and select the Constants tab.

Warning: Variable(Dummy_2010) has been zeroed out. Remove it to prevent errors!

Robust Residuals and Weights (Continued)

Row	Actual sale_price	Predicted sale_price	Residual	Absolute Percent Error	Robust Weight
453	160000.000	43777.988	116222.012	72.639	0.5399
454	78000.000	101203.782	-23203.782	29.748	1.0000
455	65000.000	47950.285	17049.715	26.230	1.0000
456	30000.000	60925.052	-30925.052	103.084	1.0000
457	92000.000	101691.311	-9691.311	10.534	1.0000
458	170000.000	113801.025	56198.975	33.058	1.0000
459	145000.000	69920.475	75079.525	51.779	0.8357
460	73000.000	44117.669	28882.331	39.565	1.0000
462	80000.000	76630.796	3369.204	4.212	1.0000
463	35000.000	59025.324	-24025.324	68.644	1.0000
464	132000.000	70589.199	61410.801	46.523	1.0000
465	120000.000	71169.641	48830.359	40.692	1.0000
466	22000.000	57537.903	-35537.903	161.536	1.0000
467	60000.000	72834.576	-12834.576	21.391	1.0000
468	52500.000	59030.553	-6530.553	12.439	1.0000
469	154000.000	108288.038	45711.962	29.683	1.0000
470	118000.000	89646.924	28353.076	24.028	1.0000
471	80500.000	77634.447	2865.553	3.560	1.0000
472	90000.000	110571.920	-20571.920	22.858	1.0000
473	190000.000	133296.165	56703.835	29.844	1.0000
474	60000.000	81414.835	-21414.835	35.691	1.0000
475	67000.000	95036.906	-28036.906	41.846	1.0000
476	58000.000	126458.371	-68458.371	118.032	0.9165
477	85000.000	87621.659	-2621.659	3.084	1.0000
478	110000.000	88768.454	21231.546	19.301	1.0000
479	116000.000	85137.619	30862.381	26.606	1.0000
480	223000.000	128932.793	94067.207	42.183	0.6670
481	130000.000	81992.987	48007.013	36.928	1.0000
482	375000.000	190154.517	184845.483	49.292	0.3394
483	61360.000	143202.312	-81842.312	133.381	0.7667
484	6325.000	129292.004	-122967.004	1944.142	0.5103
485	56500.000	129292.004	-72792.004	128.835	0.8620
486	7000.000	119254.123	-112254.123	1603.630	0.5590
487	90000.000	63969.544	26030.456	28.923	1.0000
489	128000.000	72538.437	55461.563	43.329	1.0000
490	25000.000	45529.241	-20529.241	82.117	1.0000
491	127000.000	110186.663	16813.337	13.239	1.0000
492	22500.000	104963.438	-82463.438	366.504	0.7609
493	125000.000	63217.450	61782.550	49.426	1.0000
494	195000.000	130504.181	64495.819	33.075	0.9729
495	272000.000	128379.511	143620.489	52.802	0.4369
496	11138.000	39901.056	-28763.056	258.243	1.0000
497	40000.000	84761.698	-44761.698	111.904	1.0000

Robust Multiple Regression Report

Dataset C:\Users\Dr_Ia\Desktop\BHTotalDataSaleDateAvValues313jan2023.NCSS

Dependent sale_price

Warning: At least one value was reset to 0.0 because it was less than the NCSS machine zero of 1E-20. To change the machine zero, choose File > System Options (or Report Options) from the menu and select the Constants tab.

Warning: Variable(Dummy_2010) has been zeroed out. Remove it to prevent errors!

Robust Residuals and Weights (Continued)

Row	Actual sale_price	Predicted sale_price	Residual	Absolute Percent Error	Robust Weight
498	51500.000	73263.452	-21763.452	42.259	1.0000
499	52000.000	65590.898	-13590.898	26.136	1.0000
500	98000.000	73527.731	24472.269	24.972	1.0000
501	40000.000	62629.882	-22629.882	56.575	1.0000
502	70000.000	89177.253	-19177.253	27.396	1.0000
503	98000.000	92644.645	5355.355	5.465	1.0000
504	85000.000	97871.356	-12871.356	15.143	1.0000
505	107500.000	60852.739	46647.261	43.393	1.0000
506	50000.000	47247.410	2752.590	5.505	1.0000
507	60000.000	88551.766	-28551.766	47.586	1.0000
508	78000.000	64081.059	13918.941	17.845	1.0000
509	97500.000	148725.568	-51225.568	52.539	1.0000
510	85000.000	67061.096	17938.904	21.105	1.0000
511	88000.000	93954.043	-5954.043	6.766	1.0000
512	61000.000	93348.008	-32348.008	53.030	1.0000
513	52000.000	69773.710	-17773.710	34.180	1.0000
514	65000.000	82731.397	-17731.397	27.279	1.0000
515	56000.000	70769.442	-14769.442	26.374	1.0000
516	47000.000	72181.233	-25181.233	53.577	1.0000
517	30500.000	71960.520	-41460.520	135.936	1.0000
519	79900.000	80584.521	-684.521	0.857	1.0000
520	70000.000	106988.720	-36988.720	52.841	1.0000
521	187500.000	162979.927	24520.073	13.077	1.0000
522	75000.000	89439.789	-14439.789	19.253	1.0000
523	115000.000	93710.745	21289.255	18.512	1.0000
524	210000.000	133196.526	76803.474	36.573	0.8170
526	28000.000	37157.692	-9157.692	32.706	1.0000
527	40000.000	48037.413	-8037.413	20.094	1.0000
528	95000.000	78845.462	16154.538	17.005	1.0000
529	37000.000	37848.231	-848.231	2.293	1.0000
530	135000.000	81179.978	53820.022	39.867	1.0000
531	40000.000	69927.476	-29927.476	74.819	1.0000
532	7000.000	62552.077	-55552.077	793.601	1.0000
533	60000.000	75334.978	-15334.978	25.558	1.0000
535	160000.000	102902.599	57097.401	35.686	1.0000
536	120000.000	47867.779	72132.221	60.110	0.8699
537	44000.000	45951.634	-1951.634	4.436	1.0000
538	22500.000	54507.029	-32007.029	142.253	1.0000
539	36500.000	30188.177	6311.823	17.293	1.0000
542	48000.000	60041.761	-12041.761	25.087	1.0000
543	190000.000	151766.560	38233.440	20.123	1.0000
544	128000.000	56747.966	71252.034	55.666	0.8806
545	27000.000	103053.966	-76053.966	281.681	0.8250

Robust Multiple Regression Report

Dataset C:\Users\Dr_la\Desktop\BHTotalDataSaleDateAvValues313jan2023.NCSS

Dependent sale_price

Warning: At least one value was reset to 0.0 because it was less than the NCSS machine zero of 1E-20. To change the machine zero, choose File > System Options (or Report Options) from the menu and select the Constants tab.

Warning: Variable(Dummy_2010) has been zeroed out. Remove it to prevent errors!

Robust Residuals and Weights (Continued)

Row	Actual sale_price	Predicted sale_price	Residual	Absolute Percent Error	Robust Weight
547	27000.000	150358.646	-123358.646	456.884	0.5086
549	50000.000	53409.299	-3409.299	6.819	1.0000
550	70000.000	76758.341	-6758.341	9.655	1.0000
551	70000.000	84045.749	-14045.749	20.065	1.0000
552	85000.000	76808.637	8191.363	9.637	1.0000
553	34000.000	43282.330	-9282.330	27.301	1.0000
555	65500.000	37881.812	27618.188	42.165	1.0000
556	58000.000	84976.666	-26976.666	46.511	1.0000
557	72000.000	65906.268	6093.732	8.464	1.0000
558	57000.000	75736.082	-18736.082	32.870	1.0000
559	19000.000	43383.700	-24383.700	128.335	1.0000
560	65000.000	43015.352	21984.648	33.823	1.0000
562	63000.000	95594.878	-32594.878	51.738	1.0000
563	215000.000	138423.617	76576.383	35.617	0.8194
564	142000.000	79104.954	62895.046	44.292	0.9976
565	42000.000	86651.023	-44651.023	106.312	1.0000
566	73500.000	77376.765	-3876.765	5.275	1.0000
567	60000.000	80449.542	-20449.542	34.083	1.0000
568	120000.000	124981.311	-4981.311	4.151	1.0000
569	98000.000	154902.454	-56902.454	58.064	1.0000
570	90000.000	59989.001	30010.999	33.346	1.0000
571	72000.000	83835.235	-11835.235	16.438	1.0000
572	35000.000	109166.792	-74166.792	211.905	0.8460
573	35000.000	150143.147	-115143.147	328.980	0.5449
574	250000.000	177066.999	72933.001	29.173	0.8603
575	269000.000	177066.999	91933.001	34.176	0.6825
576	75000.000	72741.387	2258.613	3.011	1.0000
577	122000.000	108707.225	13292.775	10.896	1.0000
578	145000.000	84084.055	60915.945	42.011	1.0000
579	126000.000	94979.405	31020.595	24.620	1.0000
580	135000.000	122324.035	12675.965	9.390	1.0000
581	148000.000	113135.142	34864.858	23.557	1.0000
584	158000.000	106194.922	51805.078	32.788	1.0000
586	360000.000	150279.966	209720.034	58.256	0.2992
587	70000.000	154722.601	-84722.601	121.032	0.7406
588	38000.000	100436.040	-62436.040	164.305	1.0000
590	35000.000	60236.027	-25236.027	72.103	1.0000
591	185000.000	86938.257	98061.743	53.006	0.6398
592	120000.000	67152.740	52847.260	44.039	1.0000
594	95000.000	82187.704	12812.296	13.487	1.0000
595	58000.000	77657.442	-19657.442	33.892	1.0000
596	72000.000	117131.361	-45131.361	62.682	1.0000
597	120000.000	58945.954	61054.046	50.878	1.0000

Robust Multiple Regression Report

Dataset C:\Users\Dr_la\Desktop\BHTotalDataSaleDateAvValues313jan2023.NCSS

Dependent sale_price

Warning: At least one value was reset to 0.0 because it was less than the NCSS machine zero of 1E-20. To change the machine zero, choose File > System Options (or Report Options) from the menu and select the Constants tab.

Warning: Variable(Dummy_2010) has been zeroed out. Remove it to prevent errors!

Robust Residuals and Weights (Continued)

Row	Actual sale_price	Predicted sale_price	Residual	Absolute Percent Error	Robust Weight
598	41000.000	62749.284	-21749.284	53.047	1.0000
599	55000.000	86174.805	-31174.805	56.681	1.0000
600	65000.000	63980.650	1019.350	1.568	1.0000
601	205000.000	126079.701	78920.299	38.498	0.7950
602	109000.000	116351.560	-7351.560	6.745	1.0000
603	80000.000	99560.630	-19560.630	24.451	1.0000
604	62000.000	86709.630	-24709.630	39.854	1.0000
605	109000.000	89751.641	19248.359	17.659	1.0000
606	175000.000	93333.222	81666.778	46.667	0.7683
607	73000.000	85762.554	-12762.554	17.483	1.0000
608	69000.000	77298.210	-8298.210	12.026	1.0000
609	79000.000	61105.878	17894.122	22.651	1.0000
610	23000.000	56282.151	-33282.151	144.705	1.0000
611	183000.000	109488.999	73511.001	40.170	0.8535
612	20000.000	98382.258	-78382.258	391.911	0.8005
613	68000.000	75673.747	-7673.747	11.285	1.0000
614	87000.000	78051.523	8948.477	10.286	1.0000
615	47000.000	55282.055	-8282.055	17.621	1.0000
616	30000.000	41567.126	-11567.126	38.557	1.0000
618	69000.000	39192.284	29807.716	43.200	1.0000
619	25000.000	77464.290	-52464.290	209.857	1.0000
620	197000.000	113098.832	83901.168	42.589	0.7478
622	162000.000	69480.557	92519.443	57.111	0.6782
623	30000.000	51221.433	-21221.433	70.738	1.0000
624	59000.000	81119.970	-22119.970	37.491	1.0000
625	41200.000	56386.272	-15186.272	36.860	1.0000
626	62000.000	53018.152	8981.848	14.487	1.0000
627	78500.000	54065.794	24434.206	31.126	1.0000
629	68000.000	56348.423	11651.577	17.135	1.0000
630	72000.000	129372.788	-57372.788	79.684	1.0000
631	75000.000	72790.252	2209.748	2.946	1.0000
632	34000.000	59046.228	-25046.228	73.665	1.0000
633	95000.000	69728.603	25271.397	26.601	1.0000
634	20000.000	82986.961	-62986.961	314.935	0.9962
635	130000.000	94739.528	35260.472	27.123	1.0000
637	15000.000	39794.733	-24794.733	165.298	1.0000
638	48000.000	46418.736	1581.264	3.294	1.0000
639	72000.000	54841.051	17158.949	23.832	1.0000
640	39500.000	43983.394	-4483.394	11.350	1.0000
641	58000.000	53957.566	4042.434	6.970	1.0000
642	7024.000	42064.395	-35040.395	498.867	1.0000
643	72000.000	98318.888	-26318.888	36.554	1.0000
645	27500.000	51045.941	-23545.941	85.622	1.0000

Robust Multiple Regression Report

Dataset C:\Users\Dr_la\Desktop\BHTotalDataSaleDateAvValues313jan2023.NCSS

Dependent sale_price

Warning: At least one value was reset to 0.0 because it was less than the NCSS machine zero of 1E-20. To change the machine zero, choose File > System Options (or Report Options) from the menu and select the Constants tab.

Warning: Variable(Dummy_2010) has been zeroed out. Remove it to prevent errors!

Robust Residuals and Weights (Continued)

Row	Actual sale_price	Predicted sale_price	Residual	Absolute Percent Error	Robust Weight
646	52500.000	84071.599	-31571.599	60.136	1.0000
647	30000.000	41114.162	-11114.162	37.047	1.0000
648	72000.000	56008.402	15991.598	22.211	1.0000
649	45000.000	84341.439	-39341.439	87.425	1.0000
650	20000.000	68225.500	-48225.500	241.128	1.0000
651	51000.000	69313.400	-18313.400	35.909	1.0000
652	39000.000	67437.749	-28437.749	72.917	1.0000
654	20000.000	75537.592	-55537.592	277.688	1.0000
655	32000.000	81119.461	-49119.461	153.498	1.0000
656	80000.000	93502.627	-13502.627	16.878	1.0000
657	125000.000	69621.190	55378.810	44.303	1.0000
658	137000.000	109712.542	27287.458	19.918	1.0000
659	57000.000	43388.590	13611.410	23.880	1.0000
662	25000.000	137843.316	-112843.316	451.373	0.5560
663	62500.000	53690.992	8809.008	14.094	1.0000
664	120000.000	70913.913	49086.087	40.905	1.0000
665	42500.000	65125.012	-22625.012	53.235	1.0000
666	40000.000	61655.766	-21655.766	54.139	1.0000
667	70000.000	76619.159	-6619.159	9.456	1.0000
669	55000.000	73339.208	-18339.208	33.344	1.0000
670	78000.000	73560.140	4439.860	5.692	1.0000
671	32000.000	72422.191	-40422.191	126.319	1.0000
672	67000.000	79378.792	-12378.792	18.476	1.0000
673	95000.000	79378.792	15621.208	16.443	1.0000
674	50000.000	75650.139	-25650.139	51.300	1.0000
675	35000.000	77817.796	-42817.796	122.337	1.0000
676	130000.000	133702.826	-3702.826	2.848	1.0000
677	38500.000	61122.664	-22622.664	58.760	1.0000
678	125000.000	80899.975	44100.025	35.280	1.0000
679	55000.000	101564.291	-46564.291	84.662	1.0000
680	58000.000	70454.308	-12454.308	21.473	1.0000
681	70000.000	61116.796	8883.204	12.690	1.0000
682	38000.000	60728.938	-22728.938	59.813	1.0000
684	5000.000	37569.246	-32569.246	651.385	1.0000
685	70000.000	66121.357	3878.643	5.541	1.0000
686	52000.000	87340.104	-35340.104	67.962	1.0000
688	80000.000	75473.510	4526.490	5.658	1.0000
689	72000.000	111851.779	-39851.779	55.350	1.0000
690	72500.000	80170.630	-7670.630	10.580	1.0000
691	79000.000	83217.591	-4217.591	5.339	1.0000
692	85000.000	67995.794	17004.206	20.005	1.0000
693	22500.000	73641.202	-51141.202	227.294	1.0000
694	7000.000	26848.567	-19848.567	283.551	1.0000

Robust Multiple Regression Report

Dataset C:\Users\Dr_Ia\Desktop\BHTotalDataSaleDateAvValues313jan2023.NCSS

Dependent sale_price

Warning: At least one value was reset to 0.0 because it was less than the NCSS machine zero of 1E-20. To change the machine zero, choose File > System Options (or Report Options) from the menu and select the Constants tab.

Warning: Variable(Dummy_2010) has been zeroed out. Remove it to prevent errors!

Robust Residuals and Weights (Continued)

Row	Actual sale_price	Predicted sale_price	Residual	Absolute Percent Error	Robust Weight
696	10000.000	59873.348	-49873.348	498.733	1.0000
698	48000.000	70220.976	-22220.976	46.294	1.0000
699	133500.000	77639.117	55860.883	41.843	1.0000
700	83000.000	66589.548	16410.452	19.772	1.0000
701	17900.000	44632.819	-26732.819	149.345	1.0000
702	69000.000	66874.780	2125.220	3.080	1.0000
703	95000.000	65116.078	29883.922	31.457	1.0000
704	35000.000	95473.780	-60473.780	172.782	1.0000
705	53500.000	78133.413	-24633.413	46.044	1.0000
706	48950.000	54981.080	-6031.080	12.321	1.0000
707	14000.000	76443.586	-62443.586	446.026	1.0000
708	92000.000	129473.991	-37473.991	40.733	1.0000
709	65000.000	73219.368	-8219.368	12.645	1.0000
711	237000.000	95402.711	141597.289	59.746	0.4431
712	72000.000	133478.801	-61478.801	85.387	1.0000
713	69500.000	52708.875	16791.125	24.160	1.0000
714	76000.000	63758.444	12241.556	16.107	1.0000
715	56000.000	55866.946	133.054	0.238	1.0000
716	63000.000	67982.810	-4982.810	7.909	1.0000
717	75000.000	67295.279	7704.721	10.273	1.0000
718	85000.000	98149.045	-13149.045	15.469	1.0000
719	110000.000	98149.045	11850.955	10.774	1.0000
720	82000.000	86135.774	-4135.774	5.044	1.0000
721	63000.000	60122.813	2877.187	4.567	1.0000
722	220000.000	79313.171	140686.829	63.949	0.4460
723	45000.000	74514.167	-29514.167	65.587	1.0000
724	125000.000	79632.554	45367.446	36.294	1.0000
725	80000.000	91556.232	-11556.232	14.445	1.0000
726	68000.000	77459.510	-9459.510	13.911	1.0000
727	69500.000	87961.275	-18461.275	26.563	1.0000
729	100000.000	72952.219	27047.781	27.048	1.0000
730	125000.000	56652.051	68347.949	54.678	0.9180
731	65000.000	63028.076	1971.924	3.034	1.0000
733	168000.000	66834.060	101165.940	60.218	0.6202
734	77500.000	68503.007	8996.993	11.609	1.0000
735	30000.000	77735.434	-47735.434	159.118	1.0000
736	130000.000	61600.058	68399.942	52.615	0.9173
738	93000.000	125936.640	-32936.640	35.416	1.0000
739	70000.000	109934.386	-39934.386	57.049	1.0000
740	42000.000	77379.366	-35379.366	84.237	1.0000
742	135000.000	82344.967	52655.033	39.004	1.0000
743	228000.000	123076.635	104923.365	46.019	0.5980
744	225000.000	138802.738	86197.262	38.310	0.7279

Robust Multiple Regression Report

Dataset C:\Users\Dr_la\Desktop\BHTotalDataSaleDateAvValues313jan2023.NCSS

Dependent sale_price

Warning: At least one value was reset to 0.0 because it was less than the NCSS machine zero of 1E-20. To change the machine zero, choose File > System Options (or Report Options) from the menu and select the Constants tab.

Warning: Variable(Dummy_2010) has been zeroed out. Remove it to prevent errors!

Robust Residuals and Weights (Continued)

Row	Actual sale_price	Predicted sale_price	Residual	Absolute Percent Error	Robust Weight
745	48000.000	64899.974	-16899.974	35.208	1.0000
746	59500.000	73082.475	-13582.475	22.828	1.0000
747	39000.000	77010.237	-38010.237	97.462	1.0000
749	60000.000	91407.348	-31407.348	52.346	1.0000
750	5000.000	137325.067	-132325.067	2646.501	0.4742
751	149500.000	82068.069	67431.931	45.105	0.9305
752	68000.000	97205.803	-29205.803	42.950	1.0000
753	87500.000	55768.261	31731.739	36.265	1.0000
754	25500.000	102779.373	-77279.373	303.056	0.8119
755	35000.000	65298.470	-30298.470	86.567	1.0000
756	15000.000	87541.294	-72541.294	483.609	0.8650
757	26000.000	78188.777	-52188.777	200.726	1.0000
758	38800.000	95824.295	-57024.295	146.970	1.0000
759	128000.000	75977.782	52022.218	40.642	1.0000
760	135000.000	62008.124	72991.876	54.068	0.8596
761	75000.000	69086.744	5913.256	7.884	1.0000
762	7200.000	71404.904	-64204.904	891.735	0.9773
763	3500.000	98571.468	-95071.468	2716.328	0.6600
764	60000.000	48320.119	11679.881	19.466	1.0000
765	55000.000	72951.376	-17951.376	32.639	1.0000
766	61500.000	53797.364	7702.636	12.525	1.0000
767	58500.000	74535.998	-16035.998	27.412	1.0000
768	65000.000	68787.008	-3787.008	5.826	1.0000
769	56000.000	69561.252	-13561.252	24.217	1.0000
770	120000.000	90233.434	29766.566	24.805	1.0000
771	45000.000	61054.123	-16054.123	35.676	1.0000
772	68000.000	110671.327	-42671.327	62.752	1.0000
773	115000.000	107350.272	7649.728	6.652	1.0000
775	45000.000	72894.182	-27894.182	61.987	1.0000
776	82000.000	66857.701	15142.299	18.466	1.0000
777	63750.000	64591.930	-841.930	1.321	1.0000
779	85000.000	55759.390	29240.610	34.401	1.0000
780	95000.000	11587.041	83412.959	87.803	0.7522
781	170000.000	75550.387	94449.613	55.559	0.6643
782	123000.000	113908.724	9091.276	7.391	1.0000
783	60000.000	64164.908	-4164.908	6.942	1.0000
784	85000.000	92957.327	-7957.327	9.362	1.0000
785	67000.000	62167.068	4832.932	7.213	1.0000
786	30000.000	53388.816	-23388.816	77.963	1.0000
787	78000.000	72689.954	5310.046	6.808	1.0000
788	55000.000	59214.453	-4214.453	7.663	1.0000
790	80000.000	75223.404	4776.596	5.971	1.0000
791	25000.000	45230.015	-20230.015	80.920	1.0000

Robust Multiple Regression Report

Dataset C:\Users\Dr_la\Desktop\BHTotalDataSaleDateAvValues313jan2023.NCSS

Dependent sale_price

Warning: At least one value was reset to 0.0 because it was less than the NCSS machine zero of 1E-20. To change the machine zero, choose File > System Options (or Report Options) from the menu and select the Constants tab.

Warning: Variable(Dummy_2010) has been zeroed out. Remove it to prevent errors!

Robust Residuals and Weights (Continued)

Row	Actual sale_price	Predicted sale_price	Residual	Absolute Percent Error	Robust Weight
792	56000.000	43918.306	12081.694	21.574	1.0000
793	52500.000	60031.444	-7531.444	14.346	1.0000
795	200000.000	123336.866	76663.134	38.332	0.8184
796	30000.000	64760.571	-34760.571	115.869	1.0000
797	16000.000	43942.810	-27942.810	174.643	1.0000
798	65000.000	62527.661	2472.339	3.804	1.0000
799	46000.000	86074.500	-40074.500	87.118	1.0000
800	187000.000	109686.284	77313.716	41.344	0.8116
801	52000.000	107928.195	-55928.195	107.554	1.0000
803	69000.000	48312.176	20687.824	29.982	1.0000
805	117500.000	56810.258	60689.742	51.651	1.0000
806	40000.000	77205.731	-37205.731	93.014	1.0000
807	107500.000	53965.578	53534.422	49.799	1.0000
809	7271.000	62158.813	-54887.813	754.887	1.0000
810	178000.000	86507.711	91492.289	51.400	0.6858
811	80000.000	62850.804	17149.196	21.436	1.0000
812	35000.000	34964.813	35.187	0.101	1.0000
813	46000.000	40543.557	5456.443	11.862	1.0000
814	37000.000	24626.397	12373.603	33.442	1.0000
816	35000.000	35522.060	-522.060	1.492	1.0000
817	30000.000	68414.455	-38414.455	128.048	1.0000
818	15000.000	55334.262	-40334.262	268.895	1.0000
819	50000.000	81904.793	-31904.793	63.810	1.0000
820	97500.000	82604.475	14895.525	15.277	1.0000
821	125000.000	105071.045	19928.955	15.943	1.0000
822	47000.000	61318.038	-14318.038	30.464	1.0000
823	66500.000	51708.198	14791.802	22.243	1.0000
824	58000.000	73070.306	-15070.306	25.983	1.0000
825	80000.000	78456.398	1543.602	1.930	1.0000
826	39000.000	62082.716	-23082.716	59.186	1.0000
828	119000.000	61047.835	57952.165	48.699	1.0000
829	42000.000	51079.211	-9079.211	21.617	1.0000
830	77000.000	40029.642	36970.358	48.013	1.0000
831	64000.000	73908.394	-9908.394	15.482	1.0000
832	120000.000	75612.445	44387.555	36.990	1.0000
833	37000.000	74276.653	-37276.653	100.748	1.0000
834	52500.000	52032.500	467.500	0.890	1.0000
835	100000.000	92804.399	7195.601	7.196	1.0000
836	55000.000	72824.802	-17824.802	32.409	1.0000
837	69500.000	63805.478	5694.522	8.194	1.0000
838	40000.000	64886.319	-24886.319	62.216	1.0000
839	20000.000	12166.475	7833.525	39.168	1.0000
840	46000.000	36696.814	9303.186	20.224	1.0000

Robust Multiple Regression Report

Dataset C:\Users\Dr_la\Desktop\BHTotalDataSaleDateAvValues313jan2023.NCSS

Dependent sale_price

Warning: At least one value was reset to 0.0 because it was less than the NCSS machine zero of 1E-20. To change the machine zero, choose File > System Options (or Report Options) from the menu and select the Constants tab.

Warning: Variable(Dummy_2010) has been zeroed out. Remove it to prevent errors!

Robust Residuals and Weights (Continued)

Row	Actual sale_price	Predicted sale_price	Residual	Absolute Percent Error	Robust Weight
841	67000.000	95594.735	-28594.735	42.679	1.0000
842	50000.000	74118.902	-24118.902	48.238	1.0000
843	86000.000	66293.784	19706.216	22.914	1.0000
844	43500.000	50855.399	-7355.399	16.909	1.0000
845	98000.000	59009.881	38990.119	39.786	1.0000
846	32000.000	45979.194	-13979.194	43.685	1.0000
847	55000.000	42307.617	12692.383	23.077	1.0000
848	85000.000	58910.902	26089.098	30.693	1.0000
849	91000.000	46436.632	44563.368	48.971	1.0000
850	30000.000	44660.311	-14660.311	48.868	1.0000
851	64000.000	50034.016	13965.984	21.822	1.0000
852	33000.000	51176.720	-18176.720	55.081	1.0000
853	50000.000	52745.324	-2745.324	5.491	1.0000
854	73000.000	102662.884	-29662.884	40.634	1.0000
855	160000.000	77844.134	82155.866	51.347	0.7637
856	40000.000	74931.538	-34931.538	87.329	1.0000
857	77000.000	87842.284	-10842.284	14.081	1.0000
858	150000.000	92522.263	57477.737	38.318	1.0000
859	56500.000	70375.456	-13875.456	24.558	1.0000
860	56000.000	53285.267	2714.733	4.848	1.0000
861	85000.000	103299.790	-18299.790	21.529	1.0000
862	32000.000	81110.110	-49110.110	153.469	1.0000
863	58500.000	81110.110	-22610.110	38.650	1.0000
864	69900.000	73333.719	-3433.719	4.912	1.0000
865	7500.000	94535.693	-87035.693	1160.476	0.7209
867	8100.000	78212.245	-70112.245	865.583	0.8949
868	48000.000	101729.014	-53729.014	111.935	1.0000
869	74500.000	105832.749	-31332.749	42.057	1.0000
870	54000.000	76731.905	-22731.905	42.096	1.0000
871	160000.000	68745.609	91254.391	57.034	0.6876
872	55000.000	64803.400	-9803.400	17.824	1.0000
873	91350.000	56544.674	34805.326	38.101	1.0000
875	75000.000	91264.613	-16264.613	21.686	1.0000
876	75000.000	68983.941	6016.059	8.021	1.0000
877	15000.000	56761.740	-41761.740	278.412	1.0000
878	180000.000	92558.081	87441.919	48.579	0.7176
879	19000.000	84961.320	-65961.320	347.165	0.9512
881	15000.000	31323.769	-16323.769	108.825	1.0000
882	135000.000	45440.668	89559.332	66.340	0.7006
883	230000.000	92610.248	137389.752	59.735	0.4567
884	89000.000	128540.940	-39540.940	44.428	1.0000
885	92000.000	125254.037	-33254.037	36.146	1.0000
886	117500.000	90013.000	27487.000	23.393	1.0000

Robust Multiple Regression Report

Dataset C:\Users\Dr_la\Desktop\BHTotalDataSaleDateAvValues313jan2023.NCSS

Dependent sale_price

Warning: At least one value was reset to 0.0 because it was less than the NCSS machine zero of 1E-20. To change the machine zero, choose File > System Options (or Report Options) from the menu and select the Constants tab.

Warning: Variable(Dummy_2010) has been zeroed out. Remove it to prevent errors!

Robust Residuals and Weights (Continued)

Row	Actual sale_price	Predicted sale_price	Residual	Absolute Percent Error	Robust Weight
887	205000.000	63899.331	141100.669	68.830	0.4447
888	55000.000	93256.002	-38256.002	69.556	1.0000
889	54000.000	90325.219	-36325.219	67.269	1.0000
890	150000.000	48146.697	101853.303	67.902	0.6160
893	50000.000	47917.631	2082.369	4.165	1.0000
894	125000.000	101064.497	23935.503	19.148	1.0000
895	9000.000	48071.680	-39071.680	434.130	1.0000
896	45000.000	74415.828	-29415.828	65.369	1.0000
897	35000.000	40019.623	-5019.623	14.342	1.0000
898	50000.000	64640.256	-14640.256	29.281	1.0000
899	45000.000	40925.638	4074.362	9.054	1.0000
900	40000.000	87096.856	-47096.856	117.742	1.0000
901	42000.000	56257.075	-14257.075	33.945	1.0000
902	22000.000	48914.819	-26914.819	122.340	1.0000
903	160000.000	90308.934	69691.066	43.557	0.9003
904	62000.000	56709.169	5290.831	8.534	1.0000
905	47500.000	34703.333	12796.667	26.940	1.0000
906	85000.000	69598.688	15401.312	18.119	1.0000
907	72500.000	89964.660	-17464.660	24.089	1.0000
908	33000.000	54085.196	-21085.196	63.895	1.0000
909	112500.000	120660.608	-8160.608	7.254	1.0000
910	140000.000	89816.856	50183.144	35.845	1.0000
911	113000.000	79342.431	33657.569	29.785	1.0000
912	210000.000	117167.070	92832.930	44.206	0.6759
913	49500.000	84258.933	-34758.933	70.220	1.0000
914	60000.000	106022.285	-46022.285	76.704	1.0000
915	10000.000	119159.401	-109159.401	1091.594	0.5748
916	70000.000	76701.288	-6701.288	9.573	1.0000
917	100000.000	87432.829	12567.171	12.567	1.0000
918	63750.000	66387.092	-2637.092	4.137	1.0000
919	67000.000	50447.720	16552.280	24.705	1.0000
920	95000.000	81301.181	13698.819	14.420	1.0000
921	145000.000	77302.467	67697.533	46.688	0.9268
922	52000.000	48957.085	3042.915	5.852	1.0000
923	100000.000	68352.915	31647.085	31.647	1.0000
924	115000.000	73774.539	41225.461	35.848	1.0000
925	272000.000	136135.834	135864.166	49.950	0.4618
926	82000.000	76972.730	5027.270	6.131	1.0000
927	46500.000	82865.602	-36365.602	78.206	1.0000
928	62000.000	108341.491	-46341.491	74.744	1.0000
929	186000.000	135274.625	50725.375	27.272	1.0000
930	270000.000	89415.366	180584.634	66.883	0.3475
931	20000.000	74726.514	-54726.514	273.633	1.0000

Robust Multiple Regression Report

Dataset C:\Users\Dr_Ia\Desktop\BHTotalDataSaleDateAvValues313jan2023.NCSS

Dependent sale_price

Warning: At least one value was reset to 0.0 because it was less than the NCSS machine zero of 1E-20. To change the machine zero, choose File > System Options (or Report Options) from the menu and select the Constants tab.

Warning: Variable(Dummy_2010) has been zeroed out. Remove it to prevent errors!

Robust Residuals and Weights (Continued)

Row	Actual sale_price	Predicted sale_price	Residual	Absolute Percent Error	Robust Weight
932	70000.000	94508.733	-24508.733	35.012	1.0000
933	92500.000	80857.629	11642.371	12.586	1.0000
934	340000.000	126591.261	213408.739	62.767	0.2940
935	185000.000	87913.145	97086.855	52.479	0.6463
936	270000.000	144591.677	125408.323	46.448	0.5003
937	95000.000	85287.551	9712.449	10.224	1.0000
938	30000.000	56273.764	-26273.764	87.579	1.0000
939	60000.000	87814.155	-27814.155	46.357	1.0000
940	70000.000	97734.583	-27734.583	39.621	1.0000
941	80000.000	124682.880	-44682.880	55.854	1.0000
943	85000.000	66674.386	18325.614	21.560	1.0000
944	190000.000	25995.846	164004.154	86.318	0.3826
945	140000.000	85656.967	54343.033	38.816	1.0000
946	62000.000	41608.884	20391.116	32.889	1.0000
947	80000.000	64788.079	15211.921	19.015	1.0000
948	102000.000	56090.175	45909.825	45.010	1.0000
950	82000.000	58641.064	23358.936	28.487	1.0000
951	56000.000	56207.626	-207.626	0.371	1.0000
952	67000.000	67257.195	-257.195	0.384	1.0000
953	67000.000	55189.650	11810.350	17.627	1.0000
954	160000.000	51784.454	108215.546	67.635	0.5798
955	65000.000	86549.333	-21549.333	33.153	1.0000
956	120000.000	96783.679	23216.321	19.347	1.0000
957	90000.000	82790.472	7209.528	8.011	1.0000
958	78000.000	57467.534	20532.466	26.324	1.0000
959	22000.000	42497.427	-20497.427	93.170	1.0000
960	130000.000	117543.053	12456.947	9.582	1.0000
961	75000.000	78210.176	-3210.176	4.280	1.0000
962	40000.000	118773.265	-78773.265	196.933	0.7965
963	62500.000	55000.893	7499.107	11.999	1.0000
964	85000.000	94990.972	-9990.972	11.754	1.0000
965	24000.000	46982.871	-22982.871	95.762	1.0000
966	85000.000	81705.612	3294.388	3.876	1.0000
967	55000.000	75481.871	-20481.871	37.240	1.0000
968	80000.000	87524.163	-7524.163	9.405	1.0000
969	39000.000	40780.770	-1780.770	4.566	1.0000
970	20000.000	70889.393	-50889.393	254.447	1.0000
971	32500.000	111865.747	-79365.747	244.202	0.7906
972	64000.000	59544.294	4455.706	6.962	1.0000
973	30000.000	103195.051	-73195.051	243.984	0.8572
974	78500.000	99591.462	-21091.462	26.868	1.0000
975	115000.000	155369.197	-40369.197	35.104	1.0000
976	55120.000	107178.619	-52058.619	94.446	1.0000

Robust Multiple Regression Report

Dataset C:\Users\Dr_Ia\Desktop\BHTotalDataSaleDateAvValues313jan2023.NCSS

Dependent sale_price

Warning: At least one value was reset to 0.0 because it was less than the NCSS machine zero of 1E-20. To change the machine zero, choose File > System Options (or Report Options) from the menu and select the Constants tab.

Warning: Variable(Dummy_2010) has been zeroed out. Remove it to prevent errors!

Robust Residuals and Weights (Continued)

Row	Actual sale_price	Predicted sale_price	Residual	Absolute Percent Error	Robust Weight
978	62000.000	40776.717	21223.283	34.231	1.0000
979	150000.000	96318.555	53681.445	35.788	1.0000
980	210000.000	135923.377	74076.623	35.275	0.8470
981	375000.000	142058.402	232941.598	62.118	0.2694
982	92500.000	105924.773	-13424.773	14.513	1.0000
983	193500.000	105004.298	88495.702	45.734	0.7090
984	22500.000	76876.682	-54376.682	241.674	1.0000
985	4000.000	102666.728	-98666.728	2466.668	0.6359
986	148000.000	78403.172	69596.828	47.025	0.9015
987	25000.000	200054.829	-175054.829	700.219	0.3584
988	200000.000	112111.574	87888.426	43.944	0.7139
989	10000.000	46023.169	-36023.169	360.232	1.0000
990	28265.000	120468.551	-92203.551	326.211	0.6805
992	85000.000	118976.127	-33976.127	39.972	1.0000
993	70000.000	96102.858	-26102.858	37.290	1.0000
994	85000.000	82352.030	2647.970	3.115	1.0000
995	118000.000	82352.030	35647.970	30.210	1.0000
996	75000.000	98099.939	-23099.939	30.800	1.0000
997	235000.000	83920.157	151079.843	64.289	0.4153
998	95000.000	111538.521	-16538.521	17.409	1.0000
999	36000.000	51610.782	-15610.782	43.363	1.0000
1000	39000.000	61181.386	-22181.386	56.875	1.0000
1001	52000.000	66916.798	-14916.798	28.686	1.0000
1002	73000.000	68855.161	4144.839	5.678	1.0000
1003	107500.000	66662.291	40837.709	37.989	1.0000
1004	216000.000	119649.063	96350.937	44.607	0.6512
1005	20000.000	93236.062	-73236.062	366.180	0.8567
1006	25000.000	93034.047	-68034.047	272.136	0.9223
1007	8000.000	117352.884	-109352.884	1366.911	0.5738
1008	92000.000	149742.595	-57742.595	62.764	1.0000
1009	110000.000	114382.263	-4382.263	3.984	1.0000
1010	27500.000	165688.401	-138188.401	502.503	0.4541
1011	56000.000	111056.501	-55056.501	98.315	1.0000
1012	55000.000	107066.867	-52066.867	94.667	1.0000
1013	210000.000	140464.869	69535.131	33.112	0.9023
1014	250000.000	179881.743	70118.257	28.047	0.8948
1015	265000.000	165265.383	99734.617	37.636	0.6291
1017	85000.000	106787.452	-21787.452	25.632	1.0000
1018	175000.000	136135.859	38864.141	22.208	1.0000
1019	100000.000	90085.300	9914.700	9.915	1.0000
1020	95000.000	156539.832	-61539.832	64.779	1.0000
1022	125000.000	136985.304	-11985.304	9.588	1.0000
1024	250000.000	148626.925	101373.075	40.549	0.6189

Robust Multiple Regression Report

Dataset C:\Users\Dr_la\Desktop\BHTotalDataSaleDateAvValues313jan2023.NCSS

Dependent sale_price

Warning: At least one value was reset to 0.0 because it was less than the NCSS machine zero of 1E-20. To change the machine zero, choose File > System Options (or Report Options) from the menu and select the Constants tab.

Warning: Variable(Dummy_2010) has been zeroed out. Remove it to prevent errors!

Robust Residuals and Weights (Continued)

Row	Actual sale_price	Predicted sale_price	Residual	Absolute Percent Error	Robust Weight
1025	90000.000	66111.072	23888.928	26.543	1.0000
1026	90000.000	71297.101	18702.899	20.781	1.0000
1027	325000.000	130595.222	194404.778	59.817	0.3228
1028	270000.000	109317.494	160682.506	59.512	0.3905
1029	150000.000	168119.850	-18119.850	12.080	1.0000
1030	100000.000	100602.827	-602.827	0.603	1.0000
1031	110000.000	135919.054	-25919.054	23.563	1.0000
1032	330000.000	189415.876	140584.124	42.601	0.4463
1033	45000.000	113169.776	-68169.776	151.488	0.9204
1035	145000.000	110104.160	34895.840	24.066	1.0000
1036	130000.000	110560.472	19439.528	14.953	1.0000
1037	90000.000	114245.437	-24245.437	26.939	1.0000
1039	75000.000	88824.303	-13824.303	18.432	1.0000
1040	85000.000	117256.942	-32256.942	37.949	1.0000
1041	160000.000	119440.434	40559.566	25.350	1.0000
1042	210000.000	127036.114	82963.886	39.507	0.7563
1044	108000.000	110328.983	-2328.983	2.156	1.0000
1045	45000.000	157421.359	-112421.359	249.825	0.5581
1046	265000.000	167135.126	97864.874	36.930	0.6411
1047	35000.000	93549.697	-58549.697	167.285	1.0000
1048	90000.000	121482.497	-31482.497	34.981	1.0000
1049	55000.000	93000.995	-38000.995	69.093	1.0000
1050	83000.000	93529.846	-10529.846	12.687	1.0000
1051	85000.000	120266.567	-35266.567	41.490	1.0000
1052	175000.000	114176.334	60823.666	34.756	1.0000
1054	60000.000	110963.434	-50963.434	84.939	1.0000
1055	85000.000	95141.395	-10141.395	11.931	1.0000
1057	210000.000	136461.000	73539.000	35.019	0.8532
1058	95000.000	121793.700	-26793.700	28.204	1.0000
1059	310000.000	129373.866	180626.134	58.266	0.3474
1061	120000.000	91482.177	28517.823	23.765	1.0000
1062	135000.000	63915.616	71084.384	52.655	0.8827
1063	85000.000	131549.093	-46549.093	54.764	1.0000
1064	215000.000	150095.122	64904.878	30.188	0.9667
1065	225000.000	171107.629	53892.371	23.952	1.0000
1066	95000.000	111620.253	-16620.253	17.495	1.0000
1067	65000.000	148116.679	-83116.679	127.872	0.7549
1068	40000.000	79352.296	-39352.296	98.381	1.0000
1069	50000.000	63586.791	-13586.791	27.174	1.0000
1070	85000.000	90239.937	-5239.937	6.165	1.0000
1071	145000.000	100407.329	44592.671	30.754	1.0000
1072	155000.000	108333.398	46666.602	30.107	1.0000
1073	228000.000	146948.850	81051.150	35.549	0.7741

Robust Multiple Regression Report

Dataset C:\Users\Dr_la\Desktop\BHTotalDataSaleDateAvValues313jan2023.NCSS

Dependent sale_price

Warning: At least one value was reset to 0.0 because it was less than the NCSS machine zero of 1E-20. To change the machine zero, choose File > System Options (or Report Options) from the menu and select the Constants tab.

Warning: Variable(Dummy_2010) has been zeroed out. Remove it to prevent errors!

Robust Residuals and Weights (Continued)

Row	Actual sale_price	Predicted sale_price	Residual	Absolute Percent Error	Robust Weight
1074	180000.000	133304.049	46695.951	25.942	1.0000
1075	160000.000	133257.402	26742.598	16.714	1.0000
1076	169000.000	152454.207	16545.793	9.790	1.0000
1077	80000.000	74861.827	5138.173	6.423	1.0000
1078	195000.000	116474.420	78525.580	40.270	0.7990
1079	180000.000	156798.948	23201.052	12.889	1.0000
1082	55000.000	96899.448	-41899.448	76.181	1.0000
1083	75000.000	86746.143	-11746.143	15.662	1.0000
1084	78000.000	98018.151	-20018.151	25.664	1.0000
1085	55000.000	119291.152	-64291.152	116.893	0.9759
1086	90000.000	122830.782	-32830.782	36.479	1.0000
1087	80000.000	80134.719	-134.719	0.168	1.0000
1089	95000.000	117952.539	-22952.539	24.161	1.0000
1090	60000.000	110127.144	-50127.144	83.545	1.0000
1091	163000.000	124367.711	38632.289	23.701	1.0000
1092	195000.000	125248.363	69751.637	35.770	0.8995
1093	130000.000	95466.206	34533.794	26.564	1.0000
1094	190000.000	153108.479	36891.521	19.417	1.0000
1095	112500.000	150215.272	-37715.272	33.525	1.0000
1096	97000.000	118706.879	-21706.879	22.378	1.0000
1097	103000.000	116632.782	-13632.782	13.236	1.0000
1098	82000.000	157077.490	-75077.490	91.558	0.8357
1099	142500.000	131666.372	10833.628	7.603	1.0000
1100	170000.000	160934.725	9065.275	5.333	1.0000
1101	252000.000	178080.049	73919.951	29.333	0.8488
1102	169000.000	118099.090	50900.910	30.119	1.0000
1103	145000.000	126962.089	18037.911	12.440	1.0000
1104	52500.000	116605.692	-64105.692	122.106	0.9788
1105	25000.000	165092.256	-140092.256	560.369	0.4479
1106	30000.000	82948.975	-52948.975	176.497	1.0000
1107	320000.000	145295.722	174704.278	54.595	0.3591
1108	100000.000	87780.958	12219.042	12.219	1.0000
1109	100000.000	124784.633	-24784.633	24.785	1.0000
1110	130000.000	118057.999	11942.001	9.186	1.0000
1111	40000.000	120538.567	-80538.567	201.346	0.7791
1112	100000.000	103658.765	-3658.765	3.659	1.0000
1113	108000.000	120283.474	-12283.474	11.374	1.0000
1114	165000.000	109444.829	55555.171	33.670	1.0000
1115	95000.000	137794.801	-42794.801	45.047	1.0000
1116	180000.000	103650.911	76349.089	42.416	0.8218
1117	128000.000	111850.476	16149.524	12.617	1.0000
1118	245000.000	118098.958	126901.042	51.796	0.4944
1119	80000.000	97571.234	-17571.234	21.964	1.0000

Robust Multiple Regression Report

Dataset C:\Users\Dr_la\Desktop\BHTotalDataSaleDateAvValues313jan2023.NCSS

Dependent sale_price

Warning: At least one value was reset to 0.0 because it was less than the NCSS machine zero of 1E-20. To change the machine zero, choose File > System Options (or Report Options) from the menu and select the Constants tab.

Warning: Variable(Dummy_2010) has been zeroed out. Remove it to prevent errors!

Robust Residuals and Weights (Continued)

Row	Actual sale_price	Predicted sale_price	Residual	Absolute Percent Error	Robust Weight
1121	180000.000	114680.241	65319.759	36.289	0.9606
1122	76000.000	91451.064	-15451.064	20.330	1.0000
1123	387500.000	195400.966	192099.034	49.574	0.3266
1124	155000.000	101758.511	53241.489	34.349	1.0000
1125	80000.000	95581.239	-15581.239	19.477	1.0000
1126	55000.000	116511.994	-61511.994	111.840	1.0000
1127	75000.000	127905.947	-52905.947	70.541	1.0000
1128	110000.000	130375.625	-20375.625	18.523	1.0000
1129	50000.000	108897.036	-58897.036	117.794	1.0000
1130	177000.000	141804.830	35195.170	19.884	1.0000
1131	122000.000	127059.525	-5059.525	4.147	1.0000
1132	102500.000	114403.186	-11903.186	11.613	1.0000
1133	89000.000	118805.278	-29805.278	33.489	1.0000
1134	35000.000	153701.348	-118701.348	339.147	0.5286
1135	135000.000	168235.167	-33235.167	24.619	1.0000
1136	50000.000	88928.583	-38928.583	77.857	1.0000
1137	100000.000	119713.617	-19713.617	19.714	1.0000
1138	370000.000	142721.668	227278.332	61.427	0.2761
1139	280000.000	163123.304	116876.696	41.742	0.5368
1140	330000.000	149978.671	180021.329	54.552	0.3485
1141	70000.000	81812.130	-11812.130	16.874	1.0000
1142	68000.000	106387.946	-38387.946	56.453	1.0000
1143	25000.000	115731.379	-90731.379	362.926	0.6915
1144	96000.000	131538.820	-35538.820	37.020	1.0000
1145	150000.000	102667.420	47332.580	31.555	1.0000
1146	180000.000	135487.243	44512.757	24.729	1.0000
1147	230000.000	145051.976	84948.024	36.934	0.7386
1148	525000.000	126689.530	398310.470	75.869	0.1575
1150	35000.000	87638.855	-52638.855	150.397	1.0000
1151	70000.000	124082.214	-54082.214	77.260	1.0000
1152	280000.000	152009.138	127990.862	45.711	0.4902
1153	170000.000	101914.133	68085.867	40.051	0.9216
1154	30000.000	130850.505	-100850.505	336.168	0.6222
1155	50000.000	138717.398	-88717.398	177.435	0.7072
1156	110000.000	124951.533	-14951.533	13.592	1.0000
1157	86000.000	120001.683	-34001.683	39.537	1.0000
1158	130000.000	149809.830	-19809.830	15.238	1.0000
1159	130000.000	114906.907	15093.093	11.610	1.0000
1160	68000.000	108185.690	-40185.690	59.097	1.0000
1161	65000.000	88797.050	-23797.050	36.611	1.0000
1162	260000.000	191222.060	68777.940	26.453	0.9123
1163	70000.000	129165.158	-59165.158	84.522	1.0000
1165	37000.000	132048.051	-95048.051	256.887	0.6601

Robust Multiple Regression Report

Dataset C:\Users\Dr_la\Desktop\BHTotalDataSaleDateAvValues313jan2023.NCSS

Dependent sale_price

Warning: At least one value was reset to 0.0 because it was less than the NCSS machine zero of 1E-20. To change the machine zero, choose File > System Options (or Report Options) from the menu and select the Constants tab.

Warning: Variable(Dummy_2010) has been zeroed out. Remove it to prevent errors!

Robust Residuals and Weights (Continued)

Row	Actual sale_price	Predicted sale_price	Residual	Absolute Percent Error	Robust Weight
1166	60000.000	83251.917	-23251.917	38.753	1.0000
1168	130000.000	125982.351	4017.649	3.090	1.0000
1169	130000.000	158144.951	-28144.951	21.650	1.0000
1170	127000.000	100021.130	26978.870	21.243	1.0000
1171	90000.000	106359.547	-16359.547	18.177	1.0000
1172	410000.000	161304.492	248695.508	60.657	0.2523
1173	105000.000	127671.001	-22671.001	21.591	1.0000
1174	56000.000	113386.150	-57386.150	102.475	1.0000
1175	185000.000	125747.025	59252.975	32.029	1.0000
1176	160000.000	122981.233	37018.767	23.137	1.0000
1177	80000.000	152016.380	-72016.380	90.020	0.8713
1178	110000.000	100603.072	9396.928	8.543	1.0000
1179	55000.000	133697.385	-78697.385	143.086	0.7973
1180	65500.000	107455.715	-41955.715	64.055	1.0000
1181	235000.000	124667.486	110332.514	46.950	0.5687
1182	149000.000	89880.775	59119.225	39.677	1.0000
1183	155000.000	143524.180	11475.820	7.404	1.0000
1184	200000.000	125724.189	74275.811	37.138	0.8448
1185	310000.000	167177.969	142822.031	46.072	0.4393
1186	165000.000	130636.568	34363.432	20.826	1.0000
1187	145000.000	108865.801	36134.199	24.920	1.0000
1188	150000.000	149516.597	483.403	0.322	1.0000
1189	100000.000	113799.501	-13799.501	13.800	1.0000
1190	55000.000	65982.820	-10982.820	19.969	1.0000
1191	34000.000	96285.903	-62285.903	183.194	1.0000
1192	40000.000	122436.146	-82436.146	206.090	0.7611
1193	70500.000	171338.264	-100838.264	143.033	0.6222
1194	80000.000	106447.168	-26447.168	33.059	1.0000
1195	173000.000	105312.754	67687.246	39.126	0.9270
1196	58000.000	103865.734	-45865.734	79.079	1.0000
1197	365000.000	127342.942	237657.058	65.112	0.2640
1198	197000.000	142612.162	54387.838	27.608	1.0000
1199	107000.000	142365.472	-35365.472	33.052	1.0000
1200	265000.000	174916.579	90083.421	33.994	0.6965
1202	205000.000	146174.343	58825.657	28.695	1.0000
1203	95000.000	117002.863	-22002.863	23.161	1.0000
1204	12500.000	56675.616	-44175.616	353.405	1.0000
1205	275000.000	99968.356	175031.644	63.648	0.3585
1206	70000.000	94743.918	-24743.918	35.348	1.0000
1207	29000.000	93640.958	-64640.958	222.900	0.9707
1210	140000.000	139436.789	563.211	0.402	1.0000
1211	330000.000	176874.011	153125.989	46.402	0.4098
1212	45000.000	76399.091	-31399.091	69.776	1.0000

Robust Multiple Regression Report

Dataset C:\Users\Dr_la\Desktop\BHTotalDataSaleDateAvValues313jan2023.NCSS

Dependent sale_price

Warning: At least one value was reset to 0.0 because it was less than the NCSS machine zero of 1E-20. To change the machine zero, choose File > System Options (or Report Options) from the menu and select the Constants tab.

Warning: Variable(Dummy_2010) has been zeroed out. Remove it to prevent errors!

Robust Residuals and Weights (Continued)

Row	Actual sale_price	Predicted sale_price	Residual	Absolute Percent Error	Robust Weight
1213	95000.000	92544.153	2455.847	2.585	1.0000
1215	65000.000	137249.777	-72249.777	111.154	0.8684
1216	235000.000	127579.715	107420.285	45.711	0.5841
1217	115000.000	95559.584	19440.416	16.905	1.0000
1218	110000.000	67220.003	42779.997	38.891	1.0000
1219	230000.000	126530.529	103469.471	44.987	0.6064
1220	65000.000	108700.755	-43700.755	67.232	1.0000
1221	80000.000	122160.498	-42160.498	52.701	1.0000
1222	65000.000	113672.424	-48672.424	74.881	1.0000
1223	140000.000	128734.269	11265.731	8.047	1.0000
1225	102500.000	126115.482	-23615.482	23.039	1.0000
1226	400000.000	119456.659	280543.341	70.136	0.2237
1227	155000.000	156785.132	-1785.132	1.152	1.0000
1228	160000.000	118023.542	41976.458	26.235	1.0000
1229	70000.000	111367.081	-41367.081	59.096	1.0000
1230	20000.000	96595.262	-76595.262	382.976	0.8192
1231	249000.000	157536.645	91463.355	36.732	0.6860
1233	257000.000	147055.773	109944.227	42.780	0.5707
1234	180000.000	123098.978	56901.022	31.612	1.0000
1235	190000.000	154844.055	35155.945	18.503	1.0000
1236	255000.000	127488.685	127511.315	50.004	0.4921
1237	100000.000	106553.254	-6553.254	6.553	1.0000
1239	32000.000	76123.437	-44123.437	137.886	1.0000
1240	210000.000	201563.578	8436.422	4.017	1.0000
1241	320000.000	179814.672	140185.328	43.808	0.4476
1242	325000.000	179814.672	145185.328	44.672	0.4322
1243	72000.000	178904.207	-106904.207	148.478	0.5869
1244	100000.000	156766.182	-56766.182	56.766	1.0000
1245	149995.000	141177.582	8817.418	5.878	1.0000
1246	165000.000	147803.535	17196.465	10.422	1.0000
1247	35000.000	89801.377	-54801.377	156.575	1.0000
1248	78000.000	110260.007	-32260.007	41.359	1.0000
1249	90000.000	79651.388	10348.612	11.498	1.0000
1250	230000.000	119980.872	110019.128	47.834	0.5703
1251	89000.000	106902.017	-17902.017	20.115	1.0000
1252	48000.000	102274.834	-54274.834	113.073	1.0000
1253	90000.000	91841.166	-1841.166	2.046	1.0000
1254	178000.000	132658.533	45341.467	25.473	1.0000
1255	190000.000	140289.911	49710.089	26.163	1.0000
1256	53333.000	107809.423	-54476.423	102.144	1.0000
1257	95000.000	145346.462	-50346.462	52.996	1.0000
1258	45000.000	110521.538	-65521.538	145.603	0.9576
1259	65000.000	111393.807	-46393.807	71.375	1.0000

Robust Multiple Regression Report

Dataset C:\Users\Dr_la\Desktop\BHTotalDataSaleDateAvValues313jan2023.NCSS

Dependent sale_price

Warning: At least one value was reset to 0.0 because it was less than the NCSS machine zero of 1E-20. To change the machine zero, choose File > System Options (or Report Options) from the menu and select the Constants tab.

Warning: Variable(Dummy_2010) has been zeroed out. Remove it to prevent errors!

Robust Residuals and Weights (Continued)

Row	Actual sale_price	Predicted sale_price	Residual	Absolute Percent Error	Robust Weight
1260	86000.000	108209.557	-22209.557	25.825	1.0000
1261	159000.000	106299.310	52700.690	33.145	1.0000
1262	120000.000	101866.882	18133.118	15.111	1.0000
1263	19000.000	103039.724	-84039.724	442.314	0.7466
1264	55000.000	124856.657	-69856.657	127.012	0.8982
1265	115000.000	183142.820	-68142.820	59.255	0.9208
1266	235000.000	123589.275	111410.725	47.409	0.5632
1269	115000.000	121101.803	-6101.803	5.306	1.0000
1270	225000.000	148820.170	76179.830	33.858	0.8236
1271	255000.000	145379.231	109620.769	42.989	0.5724
1272	30000.000	119525.401	-89525.401	298.418	0.7009
1274	125000.000	105975.034	19024.966	15.220	1.0000
1275	62500.000	88310.611	-25810.611	41.297	1.0000
1276	25000.000	64193.932	-39193.932	156.776	1.0000
1277	83000.000	94088.963	-11088.963	13.360	1.0000
1278	185000.000	124373.140	60626.860	32.771	1.0000
1280	105000.000	88608.882	16391.118	15.611	1.0000
1281	197500.000	165206.863	32293.137	16.351	1.0000
1282	78000.000	103387.074	-25387.074	32.548	1.0000
1283	100000.000	107535.619	-7535.619	7.536	1.0000
1284	25000.000	72362.085	-47362.085	189.448	1.0000
1285	40000.000	89045.849	-49045.849	122.615	1.0000
1286	27000.000	52720.869	-25720.869	95.262	1.0000
1287	20000.000	152584.539	-132584.539	662.923	0.4732
1290	249000.000	167888.626	81111.374	32.575	0.7736
1291	165000.000	171807.975	-6807.975	4.126	1.0000
1292	310000.000	141392.550	168607.450	54.389	0.3721
1293	148000.000	83502.360	64497.640	43.579	0.9728
1294	200000.000	81941.131	118058.869	59.029	0.5315
1297	90000.000	101652.932	-11652.932	12.948	1.0000
1298	235000.000	145634.225	89365.775	38.028	0.7021
1299	160000.000	154519.884	5480.116	3.425	1.0000
1300	208000.000	147305.219	60694.781	29.180	1.0000
1301	155000.000	140785.033	14214.967	9.171	1.0000
1302	173000.000	164730.454	8269.546	4.780	1.0000
1303	145000.000	135904.156	9095.844	6.273	1.0000
1304	95000.000	137071.335	-42071.335	44.286	1.0000
1305	55000.000	110732.698	-55732.698	101.332	1.0000
1306	105000.000	134872.178	-29872.178	28.450	1.0000
1307	170000.000	143344.079	26655.921	15.680	1.0000
1308	90000.000	135965.226	-45965.226	51.072	1.0000
1309	38000.000	114365.847	-76365.847	200.963	0.8216
1310	60000.000	139358.199	-79358.199	132.264	0.7907

Robust Multiple Regression Report

Dataset C:\Users\Dr_la\Desktop\BHTotalDataSaleDateAvValues313jan2023.NCSS

Dependent sale_price

Warning: At least one value was reset to 0.0 because it was less than the NCSS machine zero of 1E-20. To change the machine zero, choose File > System Options (or Report Options) from the menu and select the Constants tab.

Warning: Variable(Dummy_2010) has been zeroed out. Remove it to prevent errors!

Robust Residuals and Weights (Continued)

Row	Actual sale_price	Predicted sale_price	Residual	Absolute Percent Error	Robust Weight
1311	125000.000	116756.648	8243.352	6.595	1.0000
1312	95000.000	121929.578	-26929.578	28.347	1.0000
1313	125000.000	105237.030	19762.970	15.810	1.0000
1314	155000.000	111438.698	43561.302	28.104	1.0000
1315	120000.000	179169.124	-59169.124	49.308	1.0000
1316	189000.000	132429.446	56570.554	29.932	1.0000
1317	135000.000	137573.145	-2573.145	1.906	1.0000
1318	215000.000	145175.732	69824.268	32.476	0.8986
1319	170000.000	138045.488	31954.512	18.797	1.0000
1320	160000.000	141613.501	18386.499	11.492	1.0000
1321	255000.000	137996.318	117003.682	45.884	0.5363
1322	90000.000	104398.165	-14398.165	15.998	1.0000
1323	55000.000	130950.425	-75950.425	138.092	0.8261
1324	152500.000	92511.517	59988.483	39.337	1.0000
1325	245000.000	169712.168	75287.832	30.730	0.8334
1326	99000.000	82134.119	16865.881	17.036	1.0000
1327	130000.000	109563.041	20436.959	15.721	1.0000
1328	50000.000	103148.806	-53148.806	106.298	1.0000
1329	10000.000	69756.319	-59756.319	597.563	1.0000
1330	79000.000	97290.287	-18290.287	23.152	1.0000
1331	40000.000	81897.179	-41897.179	104.743	1.0000
1332	22000.000	138556.648	-116556.648	529.803	0.5383
1333	44000.000	91814.407	-47814.407	108.669	1.0000
1334	100000.000	162097.084	-62097.084	62.097	1.0000
1335	130000.000	112975.755	17024.245	13.096	1.0000
1336	145000.000	132065.440	12934.560	8.920	1.0000
1338	42000.000	87057.642	-45057.642	107.280	1.0000
1340	27000.000	117928.109	-90928.109	336.771	0.6900
1341	235000.000	219372.074	15627.926	6.650	1.0000
1342	230000.000	185557.759	44442.241	19.323	1.0000
1343	140000.000	125331.299	14668.701	10.478	1.0000
1344	48750.000	111428.741	-62678.741	128.572	1.0000
1346	85000.000	117988.876	-32988.876	38.810	1.0000
1347	70000.000	102167.240	-32167.240	45.953	1.0000
1350	99000.000	103841.450	-4841.450	4.890	1.0000
1351	60000.000	116424.836	-56424.836	94.041	1.0000
1352	180000.000	151103.620	28896.380	16.054	1.0000
1353	180000.000	145836.427	34163.573	18.980	1.0000
1354	155000.000	126743.792	28256.208	18.230	1.0000
1355	60000.000	114109.257	-54109.257	90.182	1.0000
1356	91000.000	117354.547	-26354.547	28.961	1.0000
1357	55000.000	115831.823	-60831.823	110.603	1.0000
1358	115000.000	108157.429	6842.571	5.950	1.0000

Robust Multiple Regression Report

Dataset C:\Users\Dr_la\Desktop\BHTotalDataSaleDateAvValues313jan2023.NCSS

Dependent sale_price

Warning: At least one value was reset to 0.0 because it was less than the NCSS machine zero of 1E-20. To change the machine zero, choose File > System Options (or Report Options) from the menu and select the Constants tab.

Warning: Variable(Dummy_2010) has been zeroed out. Remove it to prevent errors!

Robust Residuals and Weights (Continued)

Row	Actual sale_price	Predicted sale_price	Residual	Absolute Percent Error	Robust Weight
1359	192000.000	143980.131	48019.869	25.010	1.0000
1360	97500.000	121880.992	-24380.992	25.006	1.0000
1361	50000.000	122310.686	-72310.686	144.621	0.8677
1362	270000.000	158389.398	111610.602	41.337	0.5622
1363	50000.000	116109.427	-66109.427	132.219	0.9491
1364	250000.000	109380.305	140619.695	56.248	0.4462
1365	155000.000	152932.626	2067.374	1.334	1.0000
1367	192000.000	126109.760	65890.240	34.318	0.9523
1368	250000.000	168449.633	81550.367	32.620	0.7694
1369	288000.000	183174.042	104825.958	36.398	0.5986
1373	60000.000	77351.768	-17351.768	28.920	1.0000
1374	140000.000	101828.352	38171.648	27.265	1.0000
1376	127000.000	117635.435	9364.565	7.374	1.0000
1377	292000.000	171838.075	120161.925	41.151	0.5222
1378	325000.000	129861.834	195138.166	60.043	0.3215
1379	225000.000	117354.611	107645.389	47.842	0.5829
1380	150000.000	107875.958	42124.042	28.083	1.0000
1381	116480.000	144728.466	-28248.466	24.252	1.0000
1382	325000.000	148177.011	176822.989	54.407	0.3548
1383	171000.000	172485.465	-1485.465	0.869	1.0000
1385	152000.000	180034.019	-28034.019	18.443	1.0000
1386	130000.000	141477.938	-11477.938	8.829	1.0000
1387	150000.000	127096.681	22903.319	15.269	1.0000
1388	88000.000	104936.102	-16936.102	19.246	1.0000
1389	35000.000	104997.720	-69997.720	199.993	0.8964
1390	76000.000	153608.612	-77608.612	102.117	0.8085
1393	40000.000	128022.536	-88022.536	220.056	0.7128
1394	49000.000	84376.474	-35376.474	72.197	1.0000
1395	150000.000	122009.491	27990.509	18.660	1.0000
1396	230000.000	180171.225	49828.775	21.665	1.0000
1398	300000.000	115740.728	184259.272	61.420	0.3405
1399	35000.000	105293.143	-70293.143	200.838	0.8926
1400	132000.000	186563.125	-54563.125	41.336	1.0000
1401	88000.000	108494.161	-20494.161	23.289	1.0000
1402	82000.000	85135.808	-3135.808	3.824	1.0000
1403	325000.000	130840.881	194159.119	59.741	0.3232
1404	50000.000	83869.474	-33869.474	67.739	1.0000
1405	175000.000	110935.566	64064.434	36.608	0.9794
1406	250000.000	97335.534	152664.466	61.066	0.4110
1407	200000.000	132723.406	67276.594	33.638	0.9326
1408	177500.000	141678.411	35821.589	20.181	1.0000
1409	30000.000	98356.743	-68356.743	227.856	0.9179
1410	35000.000	105097.820	-70097.820	200.279	0.8951

Robust Multiple Regression Report

Dataset C:\Users\Dr_la\Desktop\BHTotalDataSaleDateAvValues313jan2023.NCSS

Dependent sale_price

Warning: At least one value was reset to 0.0 because it was less than the NCSS machine zero of 1E-20. To change the machine zero, choose File > System Options (or Report Options) from the menu and select the Constants tab.

Warning: Variable(Dummy_2010) has been zeroed out. Remove it to prevent errors!

Robust Residuals and Weights (Continued)

Row	Actual sale_price	Predicted sale_price	Residual	Absolute Percent Error	Robust Weight
1411	235000.000	151363.865	83636.135	35.590	0.7502
1412	105000.000	232819.889	-127819.889	121.733	0.4909
1413	63000.000	96779.470	-33779.470	53.618	1.0000
1414	130000.000	122405.898	7594.102	5.842	1.0000
1415	20000.000	61429.022	-41429.022	207.145	1.0000
1416	40000.000	144810.923	-104810.923	262.027	0.5986
1417	100000.000	119825.445	-19825.445	19.825	1.0000
1418	110000.000	106293.824	3706.176	3.369	1.0000
1419	140000.000	199449.011	-59449.011	42.464	1.0000
1420	120000.000	148646.335	-28646.335	23.872	1.0000
1421	80000.000	131528.294	-51528.294	64.410	1.0000
1424	189000.000	143008.919	45991.081	24.334	1.0000
1425	110000.000	99425.257	10574.743	9.613	1.0000
1426	100000.000	118990.296	-18990.296	18.990	1.0000
1427	13000.000	83609.693	-70609.693	543.151	0.8886
1428	95000.000	90251.330	4748.670	4.999	1.0000
1429	190000.000	125886.452	64113.548	33.744	0.9786
1430	197500.000	129466.255	68033.745	34.447	0.9223
1431	18950.000	84284.509	-65334.509	344.773	0.9604
1432	85000.000	197047.400	-112047.400	131.820	0.5600
1433	98000.000	172073.038	-74073.038	75.585	0.8471
1434	127500.000	106895.258	20604.742	16.161	1.0000
1435	75000.000	83360.822	-8360.822	11.148	1.0000
1437	125000.000	122712.519	2287.481	1.830	1.0000
1438	60000.000	103096.705	-43096.705	71.828	1.0000
1439	60000.000	116006.383	-56006.383	93.344	1.0000
1440	80000.000	126649.556	-46649.556	58.312	1.0000
1441	40000.000	86409.477	-46409.477	116.024	1.0000
1442	142000.000	133982.206	8017.794	5.646	1.0000
1443	255000.000	141496.076	113503.924	44.511	0.5528
1444	160000.000	144062.464	15937.536	9.961	1.0000
1445	800000.000	74749.411	725250.589	90.656	0.0865
1446	315000.000	168070.047	146929.953	46.644	0.4270
1447	240000.000	144696.928	95303.072	39.710	0.6584
1448	195000.000	169526.172	25473.828	13.064	1.0000
1449	320000.000	156006.026	163993.974	51.248	0.3826
1450	275000.000	145905.887	129094.113	46.943	0.4860
1451	120000.000	128450.961	-8450.961	7.042	1.0000
1452	92000.000	107321.856	-15321.856	16.654	1.0000
1453	162000.000	140062.883	21937.117	13.541	1.0000
1454	180000.000	154794.827	25205.173	14.003	1.0000
1455	42000.000	116578.650	-74578.650	177.568	0.8413
1456	120000.000	100161.166	19838.834	16.532	1.0000

Robust Multiple Regression Report

Dataset C:\Users\Dr_la\Desktop\BHTotalDataSaleDateAvValues313jan2023.NCSS

Dependent sale_price

Warning: At least one value was reset to 0.0 because it was less than the NCSS machine zero of 1E-20. To change the machine zero, choose File > System Options (or Report Options) from the menu and select the Constants tab.

Warning: Variable(Dummy_2010) has been zeroed out. Remove it to prevent errors!

Robust Residuals and Weights (Continued)

Row	Actual sale_price	Predicted sale_price	Residual	Absolute Percent Error	Robust Weight
1457	80000.000	99694.444	-19694.444	24.618	1.0000
1458	85000.000	97831.199	-12831.199	15.096	1.0000
1459	115000.000	105261.104	9738.896	8.469	1.0000
1460	34000.000	160865.454	-126865.454	373.134	0.4946
1461	160000.000	134020.762	25979.238	16.237	1.0000
1462	329000.000	139774.562	189225.438	57.515	0.3316
1463	80000.000	114561.762	-34561.762	43.202	1.0000
1464	80000.000	83870.487	-3870.487	4.838	1.0000
1466	63700.000	97885.079	-34185.079	53.666	1.0000
1467	155000.000	134175.475	20824.525	13.435	1.0000
1468	285000.000	103359.187	181640.813	63.734	0.3454
1469	110000.000	148173.402	-38173.402	34.703	1.0000
1470	185000.000	171497.661	13502.339	7.299	1.0000
1471	75000.000	160719.635	-85719.635	114.293	0.7320
1472	580000.000	172968.414	407031.586	70.178	0.1542
1473	75000.000	126828.056	-51828.056	69.104	1.0000
1474	360000.000	192342.126	167657.874	46.572	0.3742
1475	139000.000	96768.435	42231.565	30.382	1.0000
1476	220000.000	134441.310	85558.690	38.890	0.7334
1477	125000.000	123116.449	1883.551	1.507	1.0000
1478	50000.000	122791.571	-72791.571	145.583	0.8620
1479	170000.000	120935.082	49064.918	28.862	1.0000
1480	90500.000	100479.762	-9979.762	11.027	1.0000
1481	23000.000	108177.524	-85177.524	370.337	0.7366
1482	35000.000	101062.238	-66062.238	188.749	0.9498
1483	78000.000	116796.603	-38796.603	49.739	1.0000
1484	75000.000	86415.882	-11415.882	15.221	1.0000
1485	165000.000	109346.677	55653.323	33.729	1.0000
1487	115000.000	100371.067	14628.933	12.721	1.0000
1488	64000.000	88960.346	-24960.346	39.001	1.0000
1489	310000.000	136516.938	173483.062	55.962	0.3617
1490	240000.000	107768.374	132231.626	55.097	0.4745
1491	70000.000	101361.690	-31361.690	44.802	1.0000
1492	110000.000	146315.507	-36315.507	33.014	1.0000
1493	115000.000	155565.657	-40565.657	35.274	1.0000
1494	210000.000	200695.829	9304.171	4.431	1.0000
1495	220000.000	141133.258	78866.742	35.849	0.7956
1496	90000.000	86530.694	3469.306	3.855	1.0000
1497	300000.000	151405.244	148594.756	49.532	0.4223
1498	145000.000	186277.065	-41277.065	28.467	1.0000
1499	32000.000	104671.289	-72671.289	227.098	0.8634
1500	40000.000	110004.366	-70004.366	175.011	0.8963
1501	93000.000	119107.066	-26107.066	28.072	1.0000

Robust Multiple Regression Report

Dataset C:\Users\Dr_la\Desktop\BHTotalDataSaleDateAvValues313jan2023.NCSS

Dependent sale_price

Warning: At least one value was reset to 0.0 because it was less than the NCSS machine zero of 1E-20. To change the machine zero, choose File > System Options (or Report Options) from the menu and select the Constants tab.

Warning: Variable(Dummy_2010) has been zeroed out. Remove it to prevent errors!

Robust Residuals and Weights (Continued)

Row	Actual sale_price	Predicted sale_price	Residual	Absolute Percent Error	Robust Weight
1502	100000.000	166129.420	-66129.420	66.129	0.9488
1503	149000.000	195934.124	-46934.124	31.499	1.0000
1504	185000.000	134119.442	50880.558	27.503	1.0000
1505	330000.000	121270.263	208729.737	63.251	0.3006
1506	85000.000	96834.207	-11834.207	13.923	1.0000
1507	315000.000	160076.136	154923.864	49.182	0.4050
1508	150000.000	177394.632	-27394.632	18.263	1.0000
1511	225000.000	161445.257	63554.743	28.247	0.9873
1512	765000.000	132839.906	632160.094	82.635	0.0993
1513	205000.000	166547.615	38452.385	18.757	1.0000
1514	70000.000	114910.846	-44910.846	64.158	1.0000
1515	292000.000	169554.799	122445.201	41.933	0.5124
1516	95000.000	129283.081	-34283.081	36.087	1.0000
1517	150000.000	117918.124	32081.876	21.388	1.0000
1518	133000.000	193701.107	-60701.107	45.640	1.0000
1519	140000.000	119464.667	20535.333	14.668	1.0000
1520	40000.000	151859.251	-111859.251	279.648	0.5609
1522	110000.000	125175.087	-15175.087	13.796	1.0000
1523	54000.000	132624.118	-78624.118	145.600	0.7980
1525	47000.000	86496.731	-39496.731	84.036	1.0000
1526	118000.000	112514.874	5485.126	4.648	1.0000
1527	23000.000	104247.791	-81247.791	353.251	0.7723
1528	250000.000	144024.814	105975.186	42.390	0.5921
1529	74000.000	137902.763	-63902.763	86.355	0.9819
1530	190000.000	114649.857	75350.143	39.658	0.8327
1531	30500.000	107650.913	-77150.913	252.954	0.8133
1532	205500.000	140380.957	65119.043	31.688	0.9635
1533	260000.000	107849.819	152150.181	58.519	0.4124
1534	98000.000	135691.399	-37691.399	38.461	1.0000
1535	185000.000	131035.974	53964.026	29.170	1.0000
1536	120000.000	131402.853	-11402.853	9.502	1.0000
1537	440000.000	177574.699	262425.301	59.642	0.2391
1538	140000.000	199644.485	-59644.485	42.603	1.0000
1539	170000.000	126747.282	43252.718	25.443	1.0000
1540	160000.000	158421.933	1578.067	0.986	1.0000
1541	150000.000	227869.130	-77869.130	51.913	0.8058
1542	185000.000	171450.850	13549.150	7.324	1.0000
1545	91000.000	104628.735	-13628.735	14.977	1.0000
1546	255000.000	128100.399	126899.601	49.765	0.4944
1547	50000.000	121787.885	-71787.885	143.576	0.8740
1548	475000.000	184862.062	290137.938	61.082	0.2163
1549	120000.000	120407.135	-407.135	0.339	1.0000
1550	140000.000	113923.295	26076.705	18.626	1.0000

Robust Multiple Regression Report

Dataset C:\Users\Dr_Ia\Desktop\BHTotalDataSaleDateAvValues313jan2023.NCSS

Dependent sale_price

Warning: At least one value was reset to 0.0 because it was less than the NCSS machine zero of 1E-20. To change the machine zero, choose File > System Options (or Report Options) from the menu and select the Constants tab.

Warning: Variable(Dummy_2010) has been zeroed out. Remove it to prevent errors!

Robust Residuals and Weights (Continued)

Row	Actual sale_price	Predicted sale_price	Residual	Absolute Percent Error	Robust Weight
1551	300000.000	187688.001	112311.999	37.437	0.5587
1552	130000.000	172623.626	-42623.626	32.787	1.0000
1553	117500.000	114836.710	2663.290	2.267	1.0000
1554	265000.000	144641.484	120358.516	45.418	0.5213
1555	45000.000	129102.071	-84102.071	186.893	0.7461
1556	60000.000	155260.090	-95260.090	158.767	0.6587
1557	63000.000	137810.985	-74810.985	118.748	0.8387
1558	75000.000	137268.011	-62268.011	83.024	1.0000
1560	190000.000	163190.344	26809.656	14.110	1.0000
1561	83500.000	113438.230	-29938.230	35.854	1.0000
1562	340000.000	160211.360	179788.640	52.879	0.3490
1563	73000.000	112733.135	-39733.135	54.429	1.0000
1564	93000.000	132195.428	-39195.428	42.146	1.0000
1565	100000.000	166466.465	-66466.465	66.466	0.9440
1566	390000.000	215666.028	174333.972	44.701	0.3599
1567	40000.000	57054.322	-17054.322	42.636	1.0000
1568	455000.000	210644.794	244355.206	53.704	0.2568
1569	145000.000	146639.417	-1639.417	1.131	1.0000
1570	180000.000	173906.726	6093.274	3.385	1.0000
1571	210000.000	147058.431	62941.569	29.972	0.9969
1572	1200000.000	131795.810	1068204.190	89.017	0.0587
1573	270000.000	165781.964	104218.036	38.599	0.6021
1574	40000.000	132466.114	-92466.114	231.165	0.6786
1576	126000.000	150241.341	-24241.341	19.239	1.0000
1577	89000.000	98427.461	-9427.461	10.593	1.0000
1578	175000.000	125258.730	49741.270	28.424	1.0000
1579	188000.000	134573.615	53426.385	28.418	1.0000
1580	80000.000	119032.397	-39032.397	48.790	1.0000
1581	220000.000	138208.431	81791.569	37.178	0.7671
1582	30000.000	110614.105	-80614.105	268.714	0.7783
1583	315000.000	145184.645	169815.355	53.910	0.3695
1584	150000.000	153868.581	-3868.581	2.579	1.0000
1585	77000.000	158911.156	-81911.156	106.378	0.7660
1586	249400.000	158525.654	90874.346	36.437	0.6905
1587	90000.000	93072.804	-3072.804	3.414	1.0000
1588	295000.000	157014.888	137985.112	46.775	0.4547
1590	345000.000	135057.022	209942.978	60.853	0.2989
1591	45500.000	92841.944	-47341.944	104.048	1.0000
1592	50365.000	148743.218	-98378.218	195.331	0.6378
1593	70000.000	134794.642	-64794.642	92.564	0.9684
1594	150000.000	149849.644	150.356	0.100	1.0000
1595	48000.000	140427.947	-92427.947	192.558	0.6788
1596	355000.000	117174.659	237825.341	66.993	0.2638

Robust Multiple Regression Report

Dataset C:\Users\Dr_la\Desktop\BHTotalDataSaleDateAvValues313jan2023.NCSS

Dependent sale_price

Warning: At least one value was reset to 0.0 because it was less than the NCSS machine zero of 1E-20. To change the machine zero, choose File > System Options (or Report Options) from the menu and select the Constants tab.

Warning: Variable(Dummy_2010) has been zeroed out. Remove it to prevent errors!

Robust Residuals and Weights (Continued)

Row	Actual sale_price	Predicted sale_price	Residual	Absolute Percent Error	Robust Weight
1597	100000.000	121921.354	-21921.354	21.921	1.0000
1598	95000.000	139323.501	-44323.501	46.656	1.0000
1600	35000.000	160754.076	-125754.076	359.297	0.4989
1601	210000.000	125400.853	84599.147	40.285	0.7417
1602	330000.000	155691.934	174308.066	52.821	0.3600
1604	32500.000	120270.434	-87770.434	270.063	0.7149
1605	60000.000	112388.907	-52388.907	87.315	1.0000
1606	75000.000	134997.508	-59997.508	79.997	1.0000
1608	205000.000	128819.649	76180.351	37.161	0.8236
1609	37000.000	116146.920	-79146.920	213.911	0.7928
1610	180000.000	133998.563	46001.437	25.556	1.0000
1611	350000.000	136310.550	213689.450	61.054	0.2936
1612	35000.000	176824.670	-141824.670	405.213	0.4424
1613	80000.000	115815.801	-35815.801	44.770	1.0000
1614	78000.000	141417.722	-63417.722	81.305	0.9894
1615	40000.000	110844.197	-70844.197	177.110	0.8857
1616	650000.000	108249.793	541750.207	83.346	0.1158
1618	335000.000	134088.135	200911.865	59.974	0.3123
1620	106500.000	143141.526	-36641.526	34.405	1.0000
1621	115000.000	129009.669	-14009.669	12.182	1.0000
1622	183000.000	155433.421	27566.579	15.064	1.0000
1623	129500.000	106323.717	23176.283	17.897	1.0000
1624	210000.000	161847.913	48152.087	22.930	1.0000
1626	65000.000	93554.082	-28554.082	43.929	1.0000
1627	44000.000	127872.601	-83872.601	190.620	0.7481
1628	116000.000	142952.607	-26952.607	23.235	1.0000
1629	270000.000	103597.272	166402.728	61.631	0.3771
1630	335000.000	193094.784	141905.216	42.360	0.4422
1632	240000.000	195607.618	44392.382	18.497	1.0000
1633	55000.000	139253.724	-84253.724	153.189	0.7447
1634	175000.000	182270.227	-7270.227	4.154	1.0000
1635	170000.000	208673.129	-38673.129	22.749	1.0000
1636	95000.000	131097.394	-36097.394	37.997	1.0000
1637	360000.000	141875.520	218124.480	60.590	0.2877
1638	259000.000	145276.703	113723.297	43.909	0.5517
1640	250000.000	118206.576	131793.424	52.717	0.4761
1641	120000.000	152515.382	-32515.382	27.096	1.0000
1642	45000.000	116388.653	-71388.653	158.641	0.8789
1643	210000.000	157302.005	52697.995	25.094	1.0000
1645	95000.000	114189.581	-19189.581	20.200	1.0000
1646	140000.000	147672.816	-7672.816	5.481	1.0000
1647	41000.000	125883.824	-84883.824	207.034	0.7392
1648	136000.000	138254.412	-2254.412	1.658	1.0000

Robust Multiple Regression Report

Dataset C:\Users\Dr_la\Desktop\BHTotalDataSaleDateAvValues313jan2023.NCSS

Dependent sale_price

Warning: At least one value was reset to 0.0 because it was less than the NCSS machine zero of 1E-20. To change the machine zero, choose File > System Options (or Report Options) from the menu and select the Constants tab.

Warning: Variable(Dummy_2010) has been zeroed out. Remove it to prevent errors!

Robust Residuals and Weights (Continued)

Row	Actual sale_price	Predicted sale_price	Residual	Absolute Percent Error	Robust Weight
1649	237500.000	195585.512	41914.488	17.648	1.0000
1650	58000.000	149757.289	-91757.289	158.202	0.6838
1652	220000.000	167134.443	52865.557	24.030	1.0000
1653	48000.000	133011.451	-85011.451	177.107	0.7381
1654	75000.000	110599.335	-35599.335	47.466	1.0000
1655	385000.000	196045.560	188954.440	49.079	0.3321
1656	160000.000	198817.075	-38817.075	24.261	1.0000
1657	83000.000	155503.249	-72503.249	87.353	0.8654
1658	630000.000	140829.101	489170.899	77.646	0.1283
1659	248000.000	192485.628	55514.372	22.385	1.0000
1660	80000.000	116080.688	-36080.688	45.101	1.0000
1661	148000.000	155022.631	-7022.631	4.745	1.0000
1662	190000.000	139673.266	50326.734	26.488	1.0000
1663	52175.000	133449.324	-81274.324	155.773	0.7720
1665	70000.000	171571.465	-101571.465	145.102	0.6177
1666	200000.000	131310.193	68689.807	34.345	0.9134
1667	295000.000	131101.481	163898.519	55.559	0.3828
1668	307500.000	148228.722	159271.278	51.796	0.3939
1669	75000.000	120697.745	-45697.745	60.930	1.0000
1671	117000.000	97009.136	19990.864	17.086	1.0000
1672	355000.000	191369.360	163630.640	46.093	0.3835
1673	140000.000	137503.483	2496.517	1.783	1.0000
1674	288500.000	160955.719	127544.281	44.209	0.4919
1675	315000.000	172247.679	142752.321	45.318	0.4395
1676	29000.000	117549.189	-88549.189	305.342	0.7086
1678	52000.000	136955.158	-84955.158	163.375	0.7386
1679	165000.000	119887.476	45112.524	27.341	1.0000
1680	240000.000	232175.894	7824.106	3.260	1.0000
1681	92000.000	101663.199	-9663.199	10.503	1.0000
1682	138000.000	75610.295	62389.705	45.210	1.0000
1683	157500.000	130373.092	27126.908	17.223	1.0000
1684	60000.000	118803.353	-58803.353	98.006	1.0000
1685	35000.000	124014.959	-89014.959	254.328	0.7049
1686	215000.000	205995.328	9004.672	4.188	1.0000
1687	220000.000	165220.684	54779.316	24.900	1.0000
1688	160000.000	134100.250	25899.750	16.187	1.0000
1689	100000.000	148853.252	-48853.252	48.853	1.0000
1690	258000.000	134997.540	123002.460	47.675	0.5101
1691	428000.000	149501.376	278498.624	65.070	0.2253
1692	325000.000	175238.426	149761.574	46.080	0.4190
1693	37000.000	89685.635	-52685.635	142.394	1.0000
1694	94000.000	117318.773	-23318.773	24.807	1.0000
1695	100000.000	134581.184	-34581.184	34.581	1.0000

Robust Multiple Regression Report

Dataset C:\Users\Dr_la\Desktop\BHTotalDataSaleDateAvValues313jan2023.NCSS

Dependent sale_price

Warning: At least one value was reset to 0.0 because it was less than the NCSS machine zero of 1E-20. To change the machine zero, choose File > System Options (or Report Options) from the menu and select the Constants tab.

Warning: Variable(Dummy_2010) has been zeroed out. Remove it to prevent errors!

Robust Residuals and Weights (Continued)

Row	Actual sale_price	Predicted sale_price	Residual	Absolute Percent Error	Robust Weight
1696	50000.000	115188.973	-65188.973	130.378	0.9625
1697	185000.000	170843.641	14156.359	7.652	1.0000
1698	135000.000	143559.532	-8559.532	6.340	1.0000
1699	230000.000	147691.040	82308.960	35.787	0.7623
1700	130000.000	143537.383	-13537.383	10.413	1.0000
1701	65000.000	159267.915	-94267.915	145.028	0.6656
1702	60000.000	131284.717	-71284.717	118.808	0.8802
1703	85000.000	111494.732	-26494.732	31.170	1.0000
1704	15000.000	127909.652	-112909.652	752.731	0.5557
1705	165000.000	134175.503	30824.497	18.682	1.0000
1706	180000.000	120547.907	59452.093	33.029	1.0000
1707	187000.000	150191.765	36808.235	19.684	1.0000
1708	90000.000	127285.874	-37285.874	41.429	1.0000
1709	285000.000	104514.564	180485.436	63.328	0.3476
1710	80000.000	91968.086	-11968.086	14.960	1.0000
1711	90000.000	108970.389	-18970.389	21.078	1.0000
1712	205000.000	118675.809	86324.191	42.109	0.7268
1713	49000.000	139556.573	-90556.573	184.809	0.6929
1715	42500.000	124630.961	-82130.961	193.249	0.7640
1716	83000.000	138931.813	-55931.813	67.388	1.0000
1717	228000.000	133800.044	94199.956	41.316	0.6661
1719	95000.000	149742.157	-54742.157	57.623	1.0000
1720	230000.000	128596.848	101403.152	44.088	0.6188
1722	62000.000	118576.871	-56576.871	91.253	1.0000
1723	195000.000	118261.740	76738.260	39.353	0.8176
1724	54000.000	115133.294	-61133.294	113.210	1.0000
1725	35000.000	117824.075	-82824.075	236.640	0.7576
1726	372200.000	162845.763	209354.237	56.248	0.2997
1727	100000.000	149930.237	-49930.237	49.930	1.0000
1728	345000.000	224818.161	120181.839	34.835	0.5221
1729	205000.000	139746.234	65253.766	31.831	0.9615
1730	110000.000	125009.866	-15009.866	13.645	1.0000
1731	84000.000	90117.862	-6117.862	7.283	1.0000
1732	260000.000	152925.512	107074.488	41.182	0.5860
1733	255000.000	165678.696	89321.304	35.028	0.7025
1734	105000.000	147764.767	-42764.767	40.728	1.0000
1735	115000.000	131377.581	-16377.581	14.241	1.0000
1737	15000.000	158093.950	-143093.950	953.960	0.4385
1738	145000.000	117714.188	27285.812	18.818	1.0000
1739	110000.000	125235.203	-15235.203	13.850	1.0000
1740	100000.000	162215.597	-62215.597	62.216	1.0000
1741	64000.000	114814.576	-50814.576	79.398	1.0000
1742	285000.000	143778.199	141221.801	49.552	0.4443

Robust Multiple Regression Report

Dataset C:\Users\Dr_Ia\Desktop\BHTotalDataSaleDateAvValues313jan2023.NCSS

Dependent sale_price

Warning: At least one value was reset to 0.0 because it was less than the NCSS machine zero of 1E-20. To change the machine zero, choose File > System Options (or Report Options) from the menu and select the Constants tab.

Warning: Variable(Dummy_2010) has been zeroed out. Remove it to prevent errors!

Robust Residuals and Weights (Continued)

Row	Actual sale_price	Predicted sale_price	Residual	Absolute Percent Error	Robust Weight
1743	80000.000	107121.474	-27121.474	33.902	1.0000
1744	55000.000	163980.924	-108980.924	198.147	0.5757
1745	50000.000	113887.966	-63887.966	127.776	0.9821
1747	135000.000	142947.889	-7947.889	5.887	1.0000
1748	160000.000	128720.562	31279.438	19.550	1.0000
1749	45000.000	128463.331	-83463.331	185.474	0.7518
1750	260000.000	191553.904	68446.096	26.325	0.9167
1751	80050.000	195017.400	-114967.400	143.619	0.5458
1752	205000.000	149046.213	55953.787	27.295	1.0000
1753	244000.000	171455.795	72544.205	29.731	0.8649
1754	287000.000	165008.273	121991.727	42.506	0.5143
1755	175000.000	147670.893	27329.107	15.617	1.0000
1756	58000.000	167818.596	-109818.596	189.342	0.5713
1757	135000.000	171671.450	-36671.450	27.164	1.0000
1758	120000.000	154842.126	-34842.126	29.035	1.0000
1759	270000.000	131672.735	138327.265	51.232	0.4536
1760	107000.000	121518.643	-14518.643	13.569	1.0000
1761	110000.000	130220.575	-20220.575	18.382	1.0000
1762	30000.000	116794.786	-86794.786	289.316	0.7229
1763	182000.000	168637.149	13362.851	7.342	1.0000
1764	107000.000	100367.479	6632.521	6.199	1.0000
1765	80000.000	188085.641	-108085.641	135.107	0.5805
1766	70000.000	162105.626	-92105.626	131.579	0.6812
1768	220000.000	163647.375	56352.625	25.615	1.0000
1770	210000.000	143603.861	66396.139	31.617	0.9450
1771	225000.000	115368.452	109631.548	48.725	0.5723
1772	65000.000	123166.502	-58166.502	89.487	1.0000
1773	235000.000	158813.953	76186.047	32.420	0.8236
1774	37500.000	123136.544	-85636.544	228.364	0.7327
1775	247500.000	181408.195	66091.805	26.704	0.9494
1776	47000.000	144092.714	-97092.714	206.580	0.6462
1777	260000.000	176001.461	83998.539	32.307	0.7470
1778	117000.000	145832.448	-28832.448	24.643	1.0000
1779	55000.000	95601.757	-40601.757	73.821	1.0000
1780	63000.000	105292.658	-42292.658	67.131	1.0000
1781	55000.000	107490.905	-52490.905	95.438	1.0000
1782	195000.000	143036.892	51963.108	26.648	1.0000
1783	465000.000	228279.972	236720.028	50.908	0.2651
1784	140000.000	123733.208	16266.792	11.619	1.0000
1785	150000.000	143229.531	6770.469	4.514	1.0000
1786	240000.000	138917.649	101082.351	42.118	0.6207
1787	120000.000	120125.847	-125.847	0.105	1.0000
1788	175000.000	113799.079	61200.921	34.972	1.0000

Robust Multiple Regression Report

Dataset C:\Users\Dr_la\Desktop\BHTotalDataSaleDateAvValues313jan2023.NCSS

Dependent sale_price

Warning: At least one value was reset to 0.0 because it was less than the NCSS machine zero of 1E-20. To change the machine zero, choose File > System Options (or Report Options) from the menu and select the Constants tab.

Warning: Variable(Dummy_2010) has been zeroed out. Remove it to prevent errors!

Robust Residuals and Weights (Continued)

Row	Actual sale_price	Predicted sale_price	Residual	Absolute Percent Error	Robust Weight
1789	280000.000	149934.460	130065.540	46.452	0.4824
1790	49500.000	143759.222	-94259.222	190.423	0.6657
1791	89000.000	135472.652	-46472.652	52.216	1.0000
1792	150000.000	120908.347	29091.653	19.394	1.0000
1793	170000.000	109924.894	60075.106	35.338	1.0000
1794	100000.000	155330.496	-55330.496	55.330	1.0000
1795	73500.000	107446.301	-33946.301	46.185	1.0000
1796	150000.000	154272.457	-4272.457	2.848	1.0000
1797	95000.000	169663.116	-74663.116	78.593	0.8404
1798	85000.000	117508.322	-32508.322	38.245	1.0000
1799	80000.000	94587.073	-14587.073	18.234	1.0000
1800	59000.000	133801.706	-74801.706	126.783	0.8388
1801	282500.000	129016.405	153483.595	54.330	0.4088
1802	50000.000	97499.303	-47499.303	94.999	1.0000
1805	245000.000	170624.040	74375.960	30.358	0.8436
1806	175000.000	138550.550	36449.450	20.828	1.0000
1808	500000.000	130122.958	369877.042	73.975	0.1696
1809	320000.000	130510.852	189489.148	59.215	0.3311
1810	215000.000	138427.840	76572.160	35.615	0.8194
1812	122200.000	103027.765	19172.235	15.689	1.0000
1813	104000.000	137256.172	-33256.172	31.977	1.0000
1814	115000.000	135587.321	-20587.321	17.902	1.0000
1815	84500.000	140230.431	-55730.431	65.953	1.0000
1816	103677.214	94588.532	9088.681	8.766	1.0000

Robust Multiple Regression Report

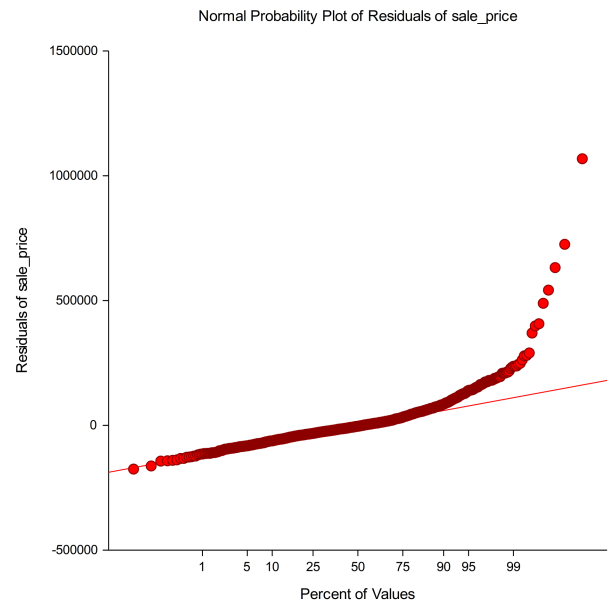
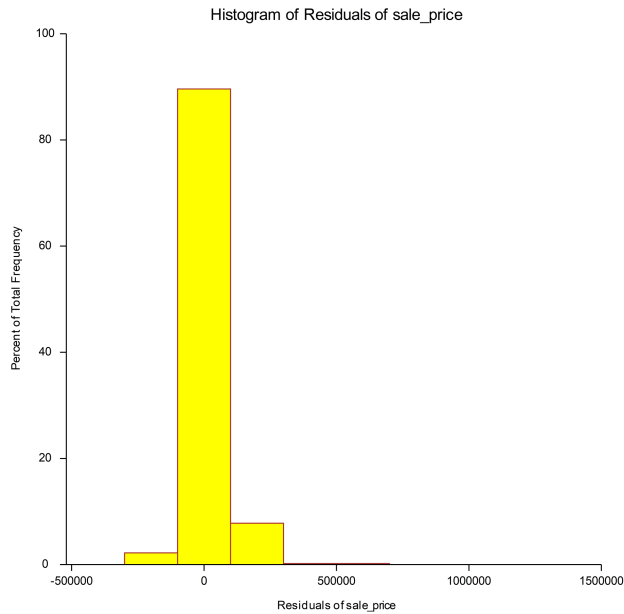
Dataset C:\Users\Dr_Ia\Desktop\BHTotalDataSaleDateAvValues313jan2023.NCSS

Dependent sale_price

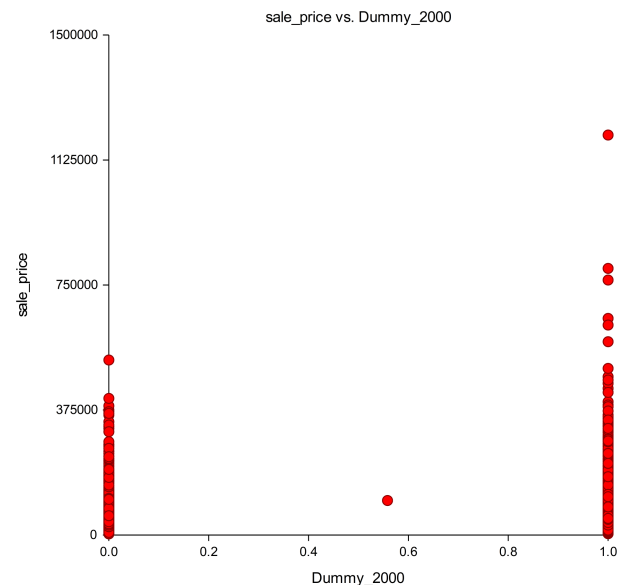
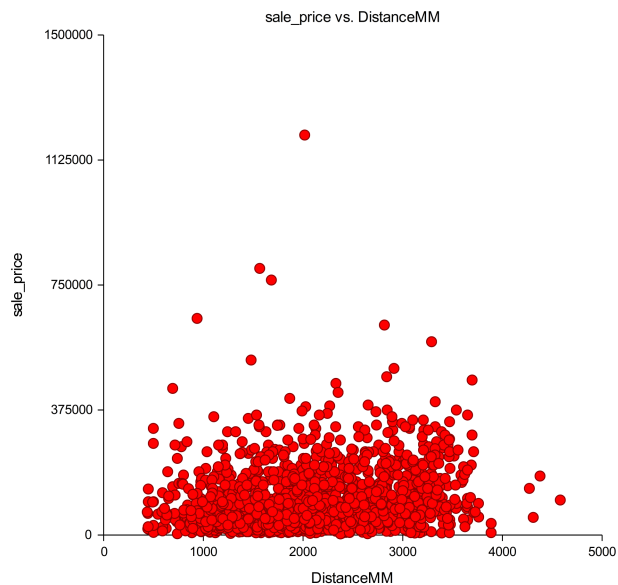
Warning: At least one value was reset to 0.0 because it was less than the NCSS machine zero of 1E-20. To change the machine zero, choose File > System Options (or Report Options) from the menu and select the Constants tab.

Warning: Variable(Dummy_2010) has been zeroed out. Remove it to prevent errors!

Distributional Plots of Residuals



Y vs X Plots



Robust Multiple Regression Report

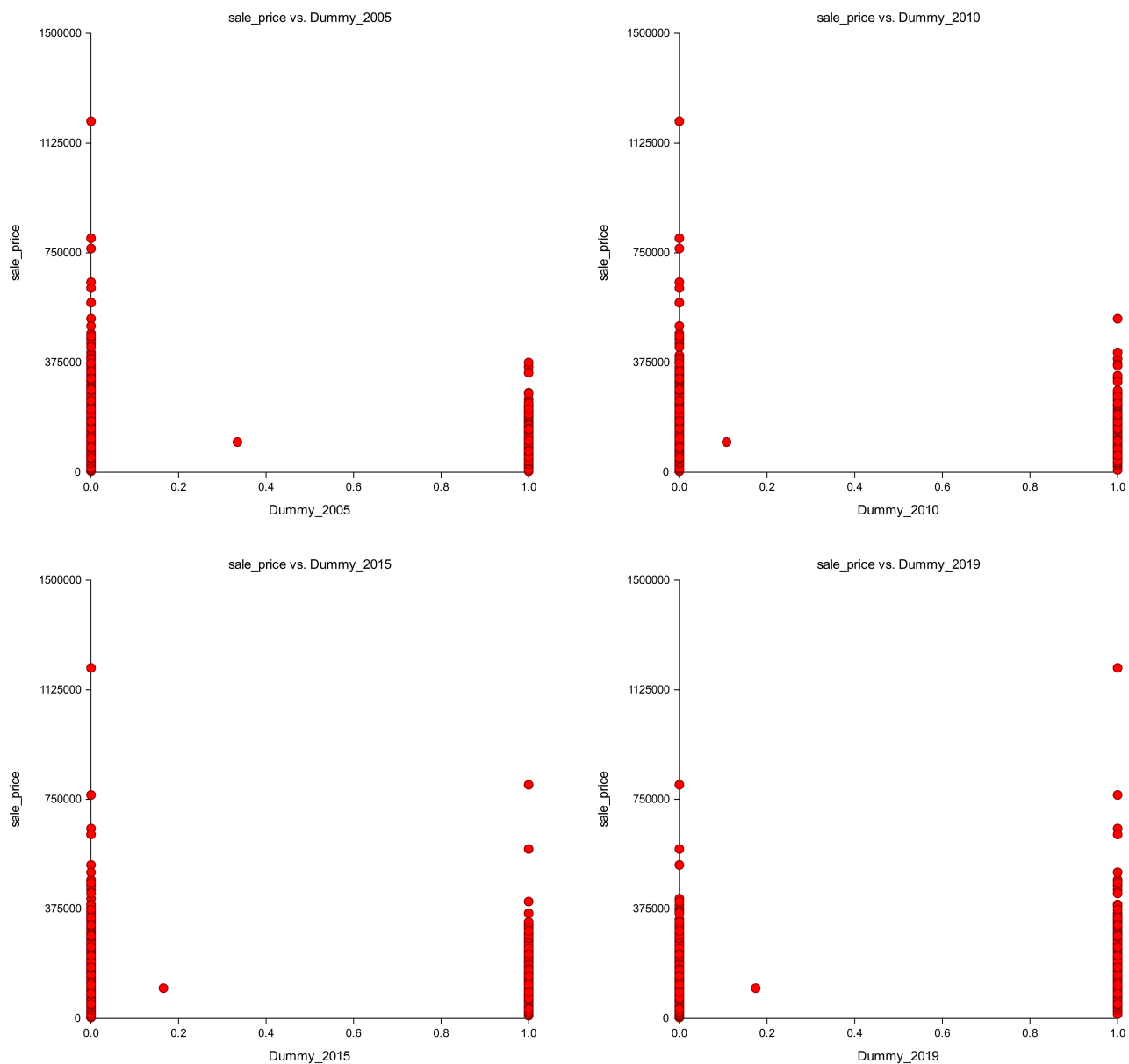
Dataset C:\Users\Dr_la\Desktop\BHTotalDataSaleDateAvValues313jan2023.NCSS

Dependent sale_price

Warning: At least one value was reset to 0.0 because it was less than the NCSS machine zero of 1E-20. To change the machine zero, choose File > System Options (or Report Options) from the menu and select the Constants tab.

Warning: Variable(Dummy_2010) has been zeroed out. Remove it to prevent errors!

Y vs X Plots (Continued)



Robust Multiple Regression Report

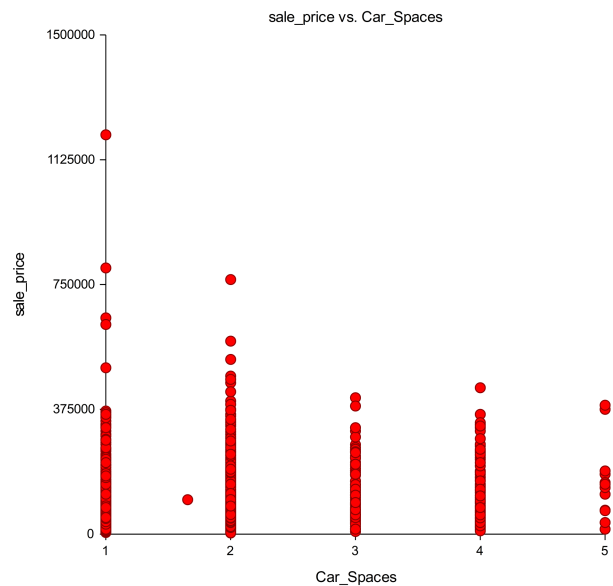
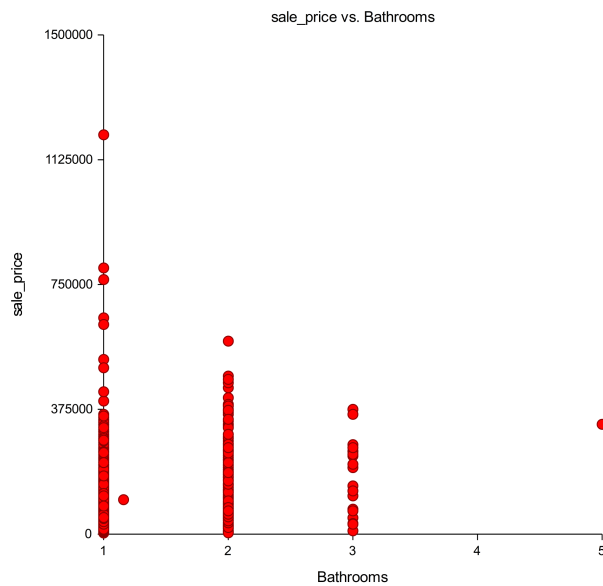
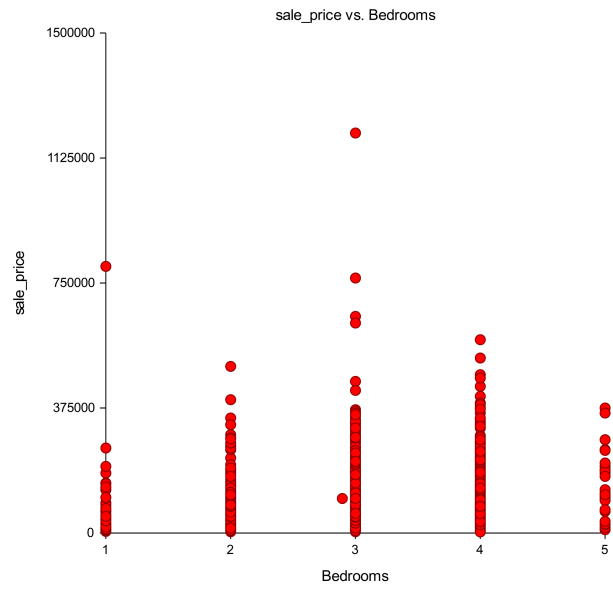
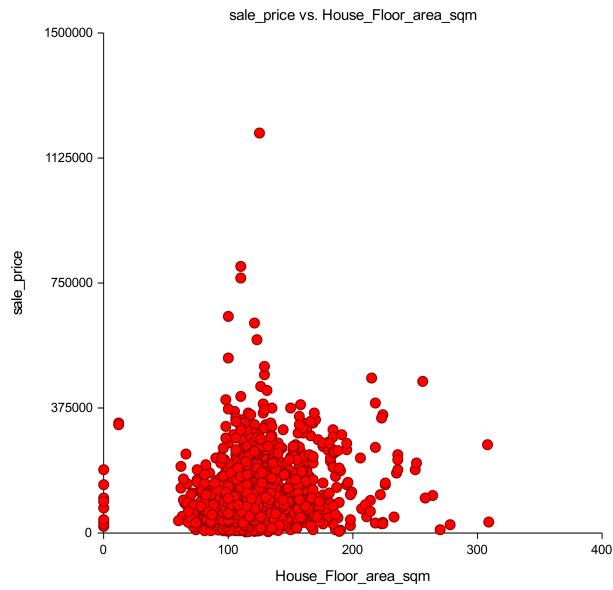
Dataset C:\Users\Dr_Ia\Desktop\BHTotalDataSaleDateAvValues313jan2023.NCSS

Dependent sale_price

Warning: At least one value was reset to 0.0 because it was less than the NCSS machine zero of 1E-20. To change the machine zero, choose File > System Options (or Report Options) from the menu and select the Constants tab.

Warning: Variable(Dummy_2010) has been zeroed out. Remove it to prevent errors!

Y vs X Plots (Continued)



Robust Multiple Regression Report

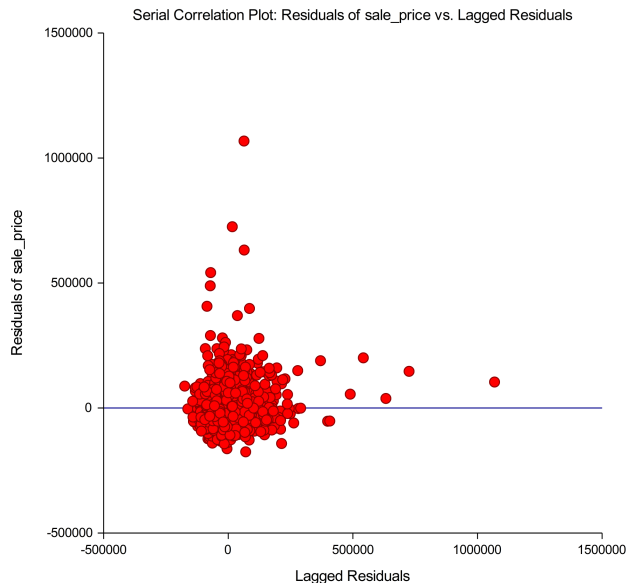
Dataset C:\Users\Dr_Ia\Desktop\BHTotalDataSaleDateAvValues313jan2023.NCSS

Dependent sale_price

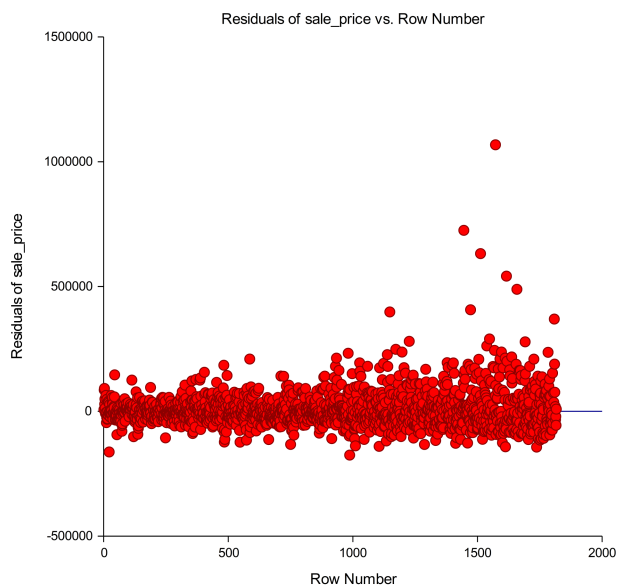
Warning: At least one value was reset to 0.0 because it was less than the NCSS machine zero of 1E-20. To change the machine zero, choose File > System Options (or Report Options) from the menu and select the Constants tab.

Warning: Variable(Dummy_2010) has been zeroed out. Remove it to prevent errors!

Serial Correlation Plot: Residuals vs Lagged Residuals



Sequence Plot: Residuals vs Row



Robust Multiple Regression Report

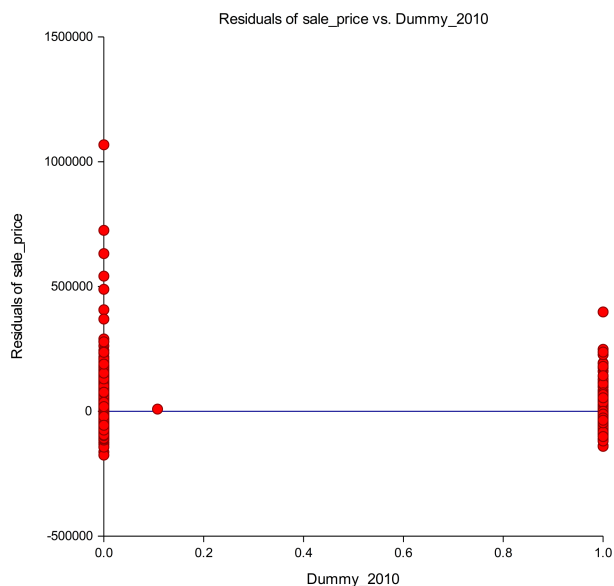
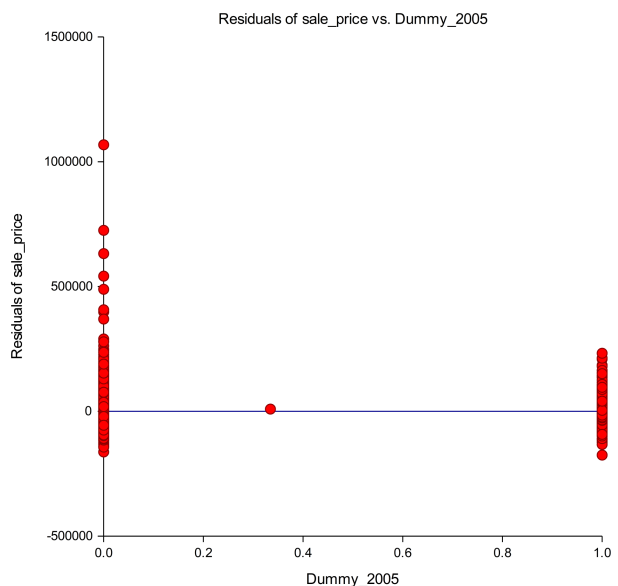
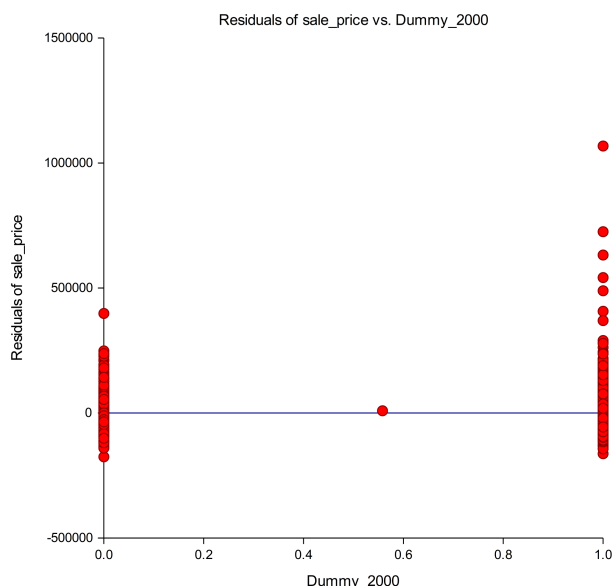
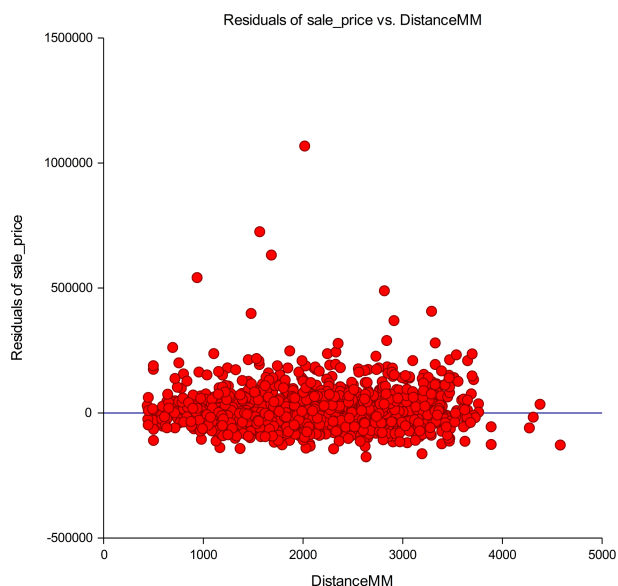
Dataset C:\Users\Dr_Ia\Desktop\BHTotalDataSaleDateAvValues313jan2023.NCSS

Dependent sale_price

Warning: At least one value was reset to 0.0 because it was less than the NCSS machine zero of 1E-20. To change the machine zero, choose File > System Options (or Report Options) from the menu and select the Constants tab.

Warning: Variable(Dummy_2010) has been zeroed out. Remove it to prevent errors!

Residuals vs X Plots



Robust Multiple Regression Report

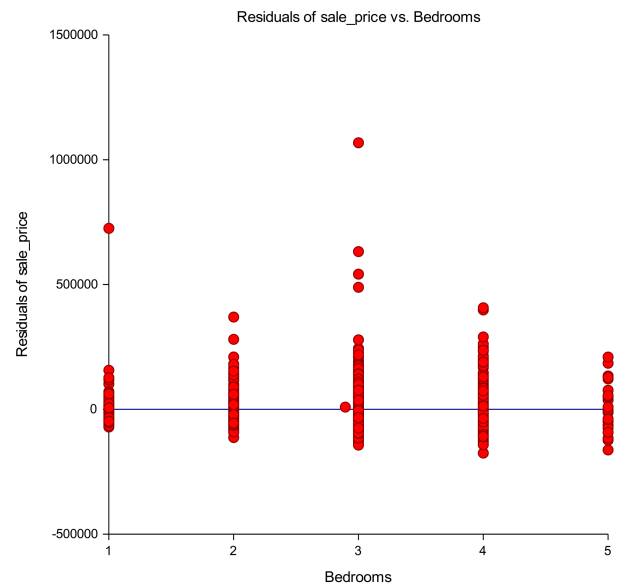
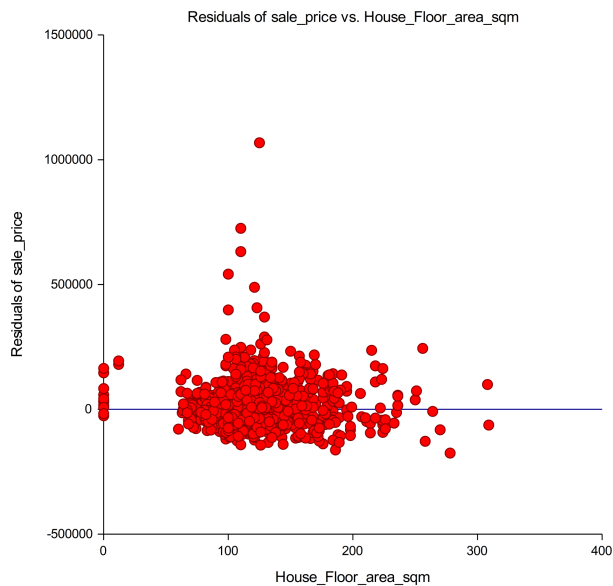
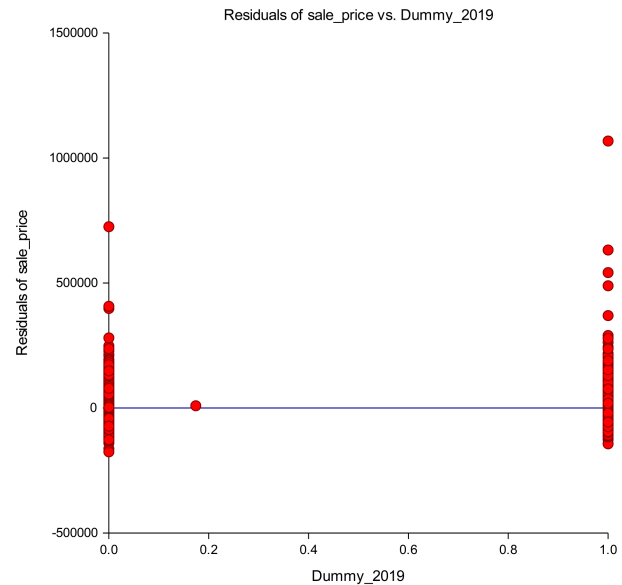
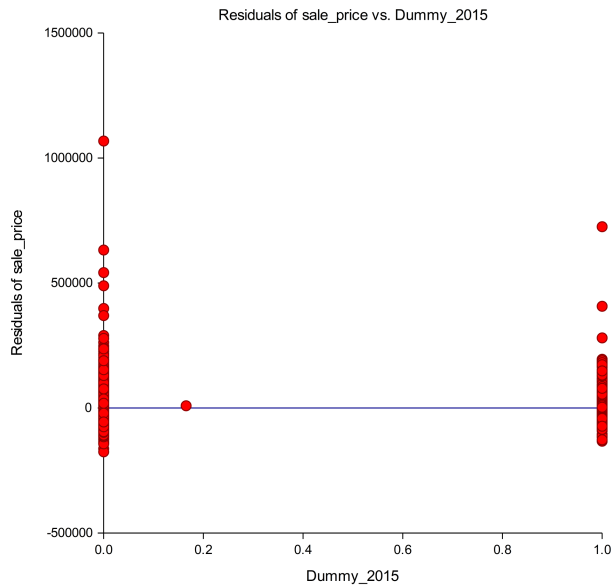
Dataset C:\Users\Dr_Ia\Desktop\BHTotalDataSaleDateAvValues313jan2023.NCSS

Dependent sale_price

Warning: At least one value was reset to 0.0 because it was less than the NCSS machine zero of 1E-20. To change the machine zero, choose File > System Options (or Report Options) from the menu and select the Constants tab.

Warning: Variable(Dummy_2010) has been zeroed out. Remove it to prevent errors!

Residuals vs X Plots (Continued)



Robust Multiple Regression Report

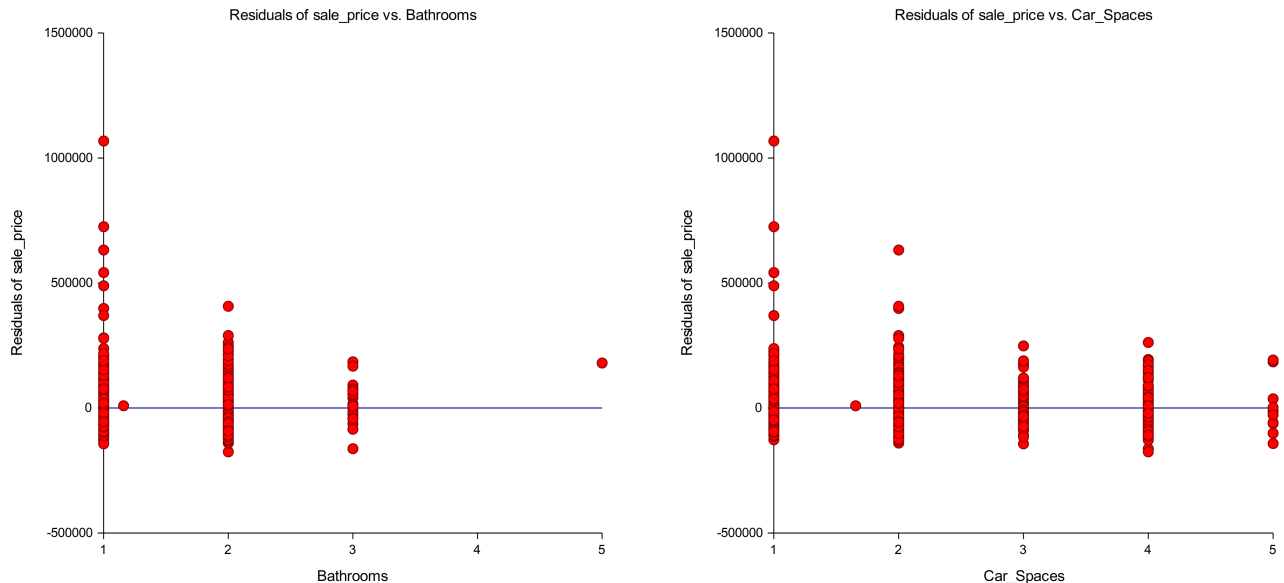
Dataset C:\Users\Dr_Ia\Desktop\BHTotalDataSaleDateAvValues313jan2023.NCSS

Dependent sale_price

Warning: At least one value was reset to 0.0 because it was less than the NCSS machine zero of 1E-20. To change the machine zero, choose File > System Options (or Report Options) from the menu and select the Constants tab.

Warning: Variable(Dummy_2010) has been zeroed out. Remove it to prevent errors!

Residuals vs X Plots (Continued)



Procedure Input Settings

Autosaved Template File

C:\Users\Dr_Ia\Documents\NCSS 2022\Procedure Templates\Autosave\Robust Regression - Autosaved 2023_4_11-16_59_38.t158

Variables, Model Tab

-- Variables -----	
Y:	sale_price
Numeric X's:	DistanceMM, Dummy_2000, Dummy_2005, Dummy_2010, Dummy_2015, Dummy_2019, House_Floor_area_sqm, Bedrooms, Bathrooms, Car_Spaces
Categorical X's:	<Empty>
Weights:	<Empty>
-- Regression Model -----	
Terms:	1-Way
Remove Intercept	Unchecked

Robust Multiple Regression Report

Dataset C:\Users\Dr_Ia\Desktop\BHTotalDataSaleDateAvValues313jan2023.NCSS

Dependent sale_price

Warning: At least one value was reset to 0.0 because it was less than the NCSS machine zero of 1E-20. To change the machine zero, choose File > System Options (or Report Options) from the menu and select the Constants tab.

Warning: Variable(Dummy_2010) has been zeroed out. Remove it to prevent errors!

Procedure Input Settings (Continued)**Robust Tab**

-- Robust Regression Options -----
 .. Robust Method
 Robust Influence Function: Huber's Method
 Huber's Tuning Constant: 1.345
 .. Scale Factor
 MAD Scale Factor: 0.6745
 .. Stop Iterating When
 Maximum Percent Change in Beta Estimates is ≤: 0.001
 Number of Iterations is: 30

Reports Tab

-- Alphas and Confidence Levels -----
 Tests Alpha: 0.050
 Assumptions Alpha: 0.20
 Confidence Level: 95
 -- Select Reports -----
 .. Summaries
 Run Summary Checked
 Descriptive Statistics Checked
 Correlations Unchecked
 Iterations - Coefficients Checked
 Iterations - Residuals Checked
 .. Regression Coefficients
 Coef T-Tests|Fixed Wts Checked
 Coef T-Tests|Random Wts Checked
 Coef CI's|Fixed Wts Checked
 Coef CI's|Random Wts Checked
 Estimated Equation Checked
 Bootstrap CI's Unchecked
 .. ANOVA
 ANOVA Summary Checked
 ANOVA Detail Unchecked
 .. Assumptions
 PRESS Statistics Checked
 Normality Tests Checked
 Durbin-Watson Checked

Robust Multiple Regression Report

Dataset C:\Users\Dr_Ia\Desktop\BHTotalDataSaleDateAvValues313jan2023.NCSS

Dependent sale_price

Warning: At least one value was reset to 0.0 because it was less than the NCSS machine zero of 1E-20. To change the machine zero, choose File > System Options (or Report Options) from the menu and select the Constants tab.

Warning: Variable(Dummy_2010) has been zeroed out. Remove it to prevent errors!

Procedure Input Settings (Continued)**Reports Tab (Continued)**

.. X Diagnostics	
R ²	Checked
Variable Omission	Checked
Sum of Squares	Checked
Sequential Models	Checked
Multicollinearity	Checked
.. Eigenvalues	
Eigenvalues - Centered	Unchecked
Eigenvectors - Centered	Unchecked
Eigenvalues - Uncentered	Unchecked
Eigenvectors - Uncentered	Unchecked
.. Row-by-Row Lists	
Show:	All Rows
Predicted for Means	Unchecked
Predicted for Individuals	Unchecked
Residuals	Unchecked
Regression Diagnostics	Unchecked
DFBETAS	Unchecked
Robust Residuals	Checked
Weight Cutoff:	1

Report Options Tab

-- Labels -----	
Stagger label and output if label length is ≥	15
-- Decimal Places -----	
Precision:	Double
Reg Coefficients:	5
Std Error of b's:	6
Test Statistics:	3
Probabilities:	4
Percentages:	3
Means:	3
Std Deviations:	3
R ² , Correlations, Standardized Coef's:	4
Mean Squares, Sum of Squares:	2
Y's, Residuals, etc.:	3
Std Error of Y:	3
Eigenvalues:	4
Eigenvectors:	4
Diagonal of X'X Inverse:	All

Robust Multiple Regression Report

Dataset C:\Users\Dr_Ia\Desktop\BHTotalDataSaleDateAvValues313jan2023.NCSS

Dependent sale_price

Warning: At least one value was reset to 0.0 because it was less than the NCSS machine zero of 1E-20. To change the machine zero, choose File > System Options (or Report Options) from the menu and select the Constants tab.

Warning: Variable(Dummy_2010) has been zeroed out. Remove it to prevent errors!

Procedure Input Settings (Continued)**Plots Tab**

-- Select Plots -----	
.. Distribution of Residuals	
Histogram	Checked
Probability Plot	Checked
.. Y vs X	
Y vs X	Checked
.. Residual Analysis Plots	
Serial Correlation	Checked
Resids vs Row	Checked
RStudent vs Hat	Unchecked
Resids vs Yhat	Unchecked
Resids vs X	Checked
RStudent vs X	Unchecked
Partial Resids vs X	Unchecked
.. Bootstrap Histograms	
Coefficient C.I.'s	Checked

Storage Tab

-- Select Items to Store with the Dataset -----	
.. Row-by-Row Items	
Predicted Y	Unchecked
Residuals	Unchecked
Standard Error of the Predicted Mean	Unchecked
Lower Confidence Limit of the Predicted Mean	Unchecked
Upper Confidence Limit of the Predicted Mean	Unchecked
Standard Error of a Predicted Individual	Unchecked
Lower Confidence Limit of a Predicted Individual	Unchecked
Upper Confidence Limit of a Predicted Individual	Unchecked
Rstudent	Unchecked
Hat Diagonals	Unchecked
CovRatio	Unchecked
Dffits	Unchecked
MSE(i)	Unchecked
Cook's D	Unchecked
Robust Weights	Unchecked
DFBETAS	Unchecked
.. Matrices	
X'X Inverse Matrix	Unchecked
VC(Betas) Matrix	Unchecked
Expanded X Matrix	Unchecked

Robust Multiple Regression Report

Dataset C:\Users\Dr_Ia\Desktop\BHTotalDataSaleDateAvValues313jan2023.NCSS

Dependent sale_price

Warning: At least one value was reset to 0.0 because it was less than the NCSS machine zero of 1E-20. To change the machine zero, choose File > System Options (or Report Options) from the menu and select the Constants tab.

Warning: Variable(Dummy_2010) has been zeroed out. Remove it to prevent errors!

Procedure Input Settings (Continued)**Storage Tab (Continued)**

.. Storage Options	
Storage Location:	In empty column(s) after the last column with data
Skip one or more columns before item storage	Unchecked
Rename the storage column(s) using the item name(s)	Checked
Add a Note about each stored item in the Column Info table	Checked
Overlay storage data when the Group By System is active	Unchecked